


THE Core™ GROUP ADJOINED SCULLERY SINKS

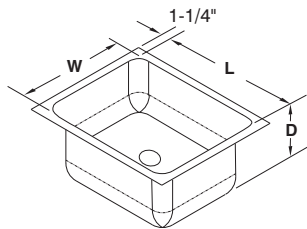
Features:

- Heavy Duty Gauge, Type 304 Stainless Steel
- Stainless steel 3-1/2" center drain and basket strainer (1-1/2" I.P.S.)
- Sound deadened

Model	Inside Sink Bowl Dim. L x W x D	Overall Size	Sink Base Length	Approx. Wt.
CO-3117-RE	16"x14"x10" / 10"x14"x10"	31"x16-1/2"	36"	35 lbs.
CO-3319-RE	14"x16"x10" / 14"x16"x10"	33"x18-1/2"	36"	42 lbs.
CO-3919-RE	20"x16"x10" / 14"x16"x10"	39"x18-1/2"	42"	54 lbs.



Core™ Adjoined Sink Bowls:
Two or three sinks connected as one
overall unit with 2-1/2" in between



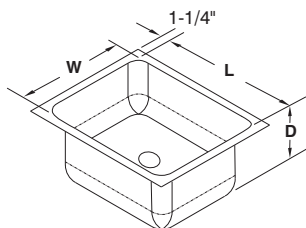
(There is a 1-1/4" flange on all 4 sides. We suggest leaving 3" clear in rear for rear mount faucet or faucet can also be mounted on side. Middle partition is 2-1/2" wide.)
Faucet Not Included

THE Core™ GROUP COORDINATING PREP SINKS

Features:

- 18 Gauge, Type 304 Stainless Steel
- Stainless steel 3-1/2" center drain and basket strainer (1-1/2" I.P.S.)
- Sound deadened

Model	Inside Bowl Dim. L x W x D	Overall Size	Sink Base Length	Approx. Wt.
CO-1014A-10RE	10"x14"x10"	12-1/2"x16-1/2"	15"	14 lbs.
CO-1414A-10RE	14"x14"x10"	16-1/2"x16-1/2"	24"	17 lbs.
CO-1416A-10RE	14"x16"x10"	16-1/2"x18-1/2"	24"	18 lbs.



(There is a 1-1/4" flange on all 4 sides. We suggest leaving 3" clear in rear for rear mount faucet or faucet can also be mounted on corner.)
Faucet Not Included

Professional Stainless Steel Products For Your Home

Toll Free Phone: 866-799-0106 • Toll Free Fax: 866-799-0249

www.alinebyadvancetabco.com

ADVANCE TABCO is constantly engaged in a program of improving our products. Therefore, we reserve the right to change specifications without prior notice.

© ADVANCE TABCO, OCTOBER 2011

KaTom Restaurant Supply, Inc.