



Sleek Shields™

SELF SERVICE FOOD SHIELDS WITH STAINLESS STEEL SHELVES OR GLASS TOP

Self Service Food Shield with Stainless Steel Shelf



Maximum Front Glass Opening is 13" From Table to Bottom of Glass
(shown with 1" Anodized Aluminum Posts)



Advance Tabco's Revolutionary "Chamber Lock" System makes rotating food shields easier than ever



Meets Latest NSF Standards

Self Service Food Shield with Glass Top



Maximum Front Glass Opening is 13" From Table to Bottom of Glass
Max. load for Top Glass is 100 lbs. even dist. wt.
(shown with 1" Anodized Aluminum Posts)

FEATURES:

- Front glass locks in place at 15° intervals.
- Attractive, low profile design & Easy to clean.
- Available with 1" solid anodized aluminum posts or 1-5/8" stainless steel posts (please specify).
- Chamber lock™ is mounted to post in a fixed position.
- Includes Two 18" Wide x 15-3/8" High .
- 1/4" Heat-Tempered Glass Front & Sides.
- Includes:
 - Stainless Steel Shelving Available In 12", 15" or 18" Widths.
 - Shelves have two rolled edges on front & rear and square edges on left & right sides.

CONSTRUCTION:

- All TIG welded
- Exposed stainless steel surfaces polished to a satin finish

Glass Unit Features Above Plus:

3/8" Heat-Tempered Glass Top.

MATERIAL:

- 1/4" Thick Heat-Tempered Side Glass
- 3/8" Thick Heat-Tempered Top Glass (GSG Model)
- Shelf - 18 Ga., Type 430 Stainless Steel
- 1" Posts - Solid Anodized Aluminum.
- 1-5/8" Post - Stainless Steel.
- Chamber Lock™ - Anodized Aluminum.
- Finish - Aluminum components manufactured with a standard Satin Clear Finish. Other colors available for Aluminum Components Only. Please consult factory for additional colors.

NOTE: Food Shield Glass Cannot Exceed 48" Length Per Food Shield

Single Tier with Stainless Steel Shelf

Length (L)	12" Wide (305mm)	15" Wide (381mm)	18" Wide (457mm)	Approx. Wt.	Approx. Cubes
36"	NSG-12-36	NSG-15-36	NSG-18-36	43 lbs.	3
48"	NSG-12-48	NSG-15-48	NSG-18-48	49 lbs.	4
60"	NSG-12-60	NSG-15-60	NSG-18-60	56 lbs.	6
72"	NSG-12-72	NSG-15-72	NSG-18-72	64 lbs.	7
84"	NSG-12-84	NSG-15-84	NSG-18-84	72 lbs.	8
96"	NSG-12-96	NSG-15-96	NSG-18-96	80 lbs.	9
108"	NSG-12-108	NSG-15-108	NSG-18-108	90 lbs.	10
120"	NSG-12-120	NSG-15-120	NSG-18-120	103 lbs.	11
132"	NSG-12-132	NSG-15-132	NSG-18-132	116 lbs.	12
144"	NSG-12-144	NSG-15-144	NSG-18-144	132 lbs.	13

Double Tier with Stainless Steel Shelf

Length (L)	12" Wide (305mm)	15" Wide (381mm)	18" Wide (457mm)	Approx. Wt.	Approx. Cubes
36"	NDSG-12-36	NDSG-15-36	NDSG-18-36	86 lbs.	5
48"	NDSG-12-48	NDSG-15-48	NDSG-18-48	98 lbs.	7
60"	NDSG-12-60	NDSG-15-60	NDSG-18-60	112 lbs.	10
72"	NDSG-12-72	NDSG-15-72	NDSG-18-72	128 lbs.	12
84"	NDSG-12-84	NDSG-15-84	NDSG-18-84	144 lbs.	14
96"	NDSG-12-96	NDSG-15-96	NDSG-18-96	160 lbs.	16
108"	NDSG-12-108	NDSG-15-108	NDSG-18-108	180 lbs.	18
120"	NDSG-12-120	NDSG-15-120	NDSG-18-120	206 lbs.	20
132"	NDSG-12-132	NDSG-15-132	NDSG-18-132	232 lbs.	22
144"	NDSG-12-144	NDSG-15-144	NDSG-18-144	264 lbs.	24

Single Tier with Glass Top

Length (L)	12" Wide (305mm)	15" Wide (381mm)	18" Wide (457mm)	Approx. Wt.	Approx. Cubes
36"	GSG-12-36	GSG-15-36	GSG-18-36	52 lbs.	3
48"	GSG-12-48	GSG-15-48	GSG-18-48	64 lbs.	4
60"	GSG-12-60	GSG-15-60	GSG-18-60	72 lbs.	6
72"	GSG-12-72	GSG-15-72	GSG-18-72	84 lbs.	7
84"	GSG-12-84	GSG-15-84	GSG-18-84	96 lbs.	8
96"	GSG-12-96	GSG-15-96	GSG-18-96	110 lbs.	9
108"	GSG-12-108	GSG-15-108	GSG-18-108	122 lbs.	10
120"	GSG-12-120	GSG-15-120	GSG-18-120	135 lbs.	11
132"	GSG-12-132	GSG-15-132	GSG-18-132	150 lbs.	12
144"	GSG-12-144	GSG-15-144	GSG-18-144	165 lbs.	13

Consult Factory for Heat Lamp Modification when mounting to Glass Top Food Shields

Need a Shield on Both Sides?

Additional Food Shield Glass Can Be Added To Make Double Sided Serving Units

Please Use:

SSF-1 Self Service Units per lin. ft.
CFS-1 Cafeteria Units per lin. ft.



Customer Service Available To Assist You 1-800-645-3166 8:30 am - 8:00 pm E.S.T.

Email Orders To: customer@advancetabco.com. For Smart Fabrication™ Quotes, Email To: smartfab@advancetabco.com or Fax To: 631-586-2933

NEW YORK
Fax: (631) 242-6900

GEORGIA
Fax: (770) 775-5625

TEXAS
Fax: (972) 932-4795

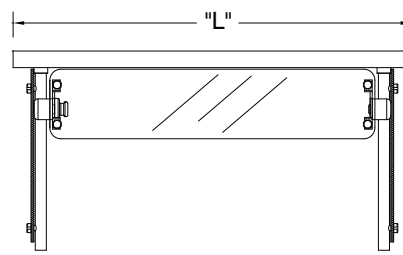
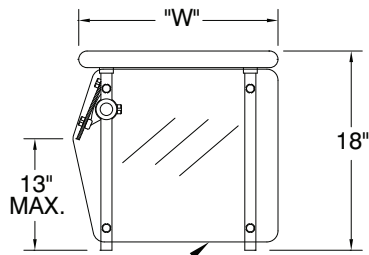
NEVADA
Fax: (775) 972-1578

DETAILS and SPECIFICATIONS

TOL ± .500"

ALL DIMENSIONS ARE TYPICAL

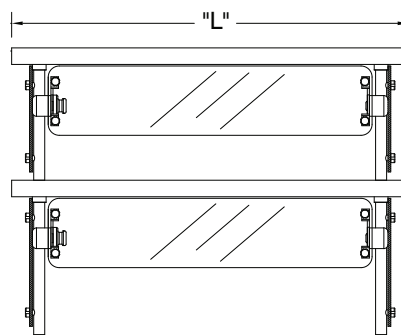
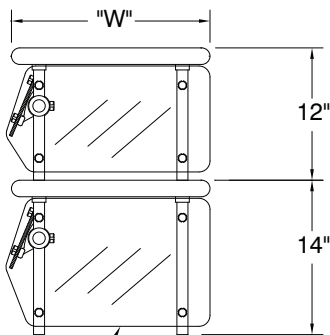
NSG SERIES SINGLE TIER with Stainless Steel Shelf



Maximum Front Glass Opening is
13" From Table to Bottom of Glass

SIDE GLASS MUST BE 18" WIDE MIN.

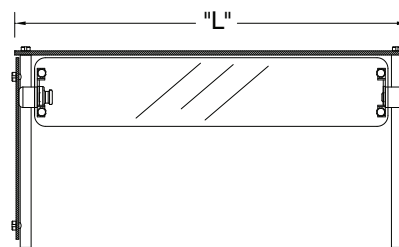
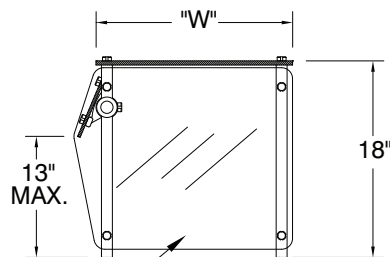
NDSG SERIES DOUBLE TIER with Stainless Steel Shelf



Maximum Front Glass Opening is
13" From Table to Bottom of Glass

SIDE GLASS MUST BE 18" WIDE MIN.

GSG SERIES SINGLE TIER with Glass Top



SIDE GLASS MUST BE 18" WIDE MIN.

Maximum Front Glass Opening is 13" From Table to Bottom of Glass
Max. load for Top Glass is 100 lbs. even distributed weight

