



# Classic Countertop 12" x 27" Cooker & Warmer

Models  W-43V  W-43VCE

PRODUCT:

QUANTITY:

ITEM:

## Designed Smart

- Utilizes counter display space more efficiently.
- W-43V has 35% more display capacity with extended 27 inch length vs. standard 20 inch models.
- Both modes have unique “serpentine shaped” heating elements that evenly distribute heat throughout the unit.
- Provided with insulation to protect interior parts and countertops from heat build-up.
- Able to utilize W-43V warmer in wet applications.
- W-43V is ideal for thawing frozen soup and then holding thawed soup at NSF safe serving temperatures.
- Steel “element support” stabilizes heating elements and reflects heat toward food.
- Interior liner formed out of tough stainless steel



Model W-43V Countertop Cooker

## Options

- Adapter Plates
  - 2 holes for two 11 qt. insets (56639)
  - 3 holes for three 7 qt. insets (56638)
  - 4 holes for four 4 qt. insets (56640)
- \* 230V model only



## APW Wyott Design Features

- 28.5 quart capacity
- Element configuration provides even heat distribution.
- Heavy-duty stainless steel for long life.
- Easy to clean.
- Infinite control with a Bimetal thermostat backup.
- Great for buffets, serving lines, back bars or back-of-the-house.
- Knob guards.



56638



56640

## Reliability backed by APW Wyott’s Warranty

These APW Wyott Warming Equipment is backed by a 1-year Parts and Labor warranty, including our “Enhanced Warranty” service that replaces new units with certain product issues through the convenience of direct factory shipments.

•Certified by the following agencies:



See reverse side for product specifications.



APW Wyott Foodservice Equipment Company \* 1307 N Watters Rd. Suite 180, Allen, TX 75013  
(800) 527-2100 \* (972) 908-6100 \* Fax (214) 565-0976 \* [www.apwwyott.com](http://www.apwwyott.com)

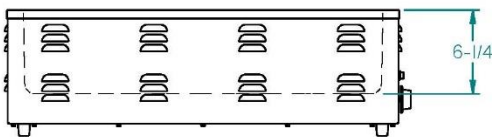
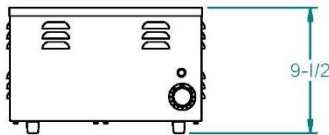
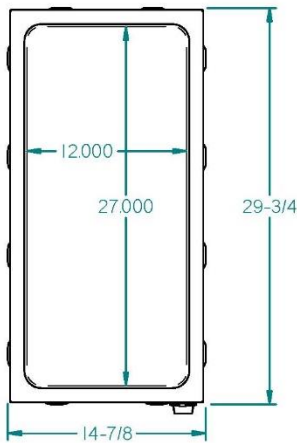
Rev061517cp

PRODUCT:

QUANTITY:

ITEM:

## PRODUCT SPECIFICATIONS



### Construction:

Stainless steel housing; stainless steel liner, fiberglass insulation.

### Electrical Information:

Each unit is equipped with a 60", three wire grounded power cord which terminates with a standard three pronged male plug. The 120V unit uses a NEMA 5-15P plug. The 230V unit uses a 10 Amp Euro plug. The 208V and 240V units use a NEMA 6-15P plug.

### Electrical Specification:

W-43V:	120V, 1500W, 12.5Amps
W-43V	240V, 1500W, 6.25Amps
W-43VCE:	230V, 1375W, 6Amps

### Overall Dimensions:

W-43V:	9 1/2" H x 14 7/8" W x 29 3/4" D (24.1 cm x 37.8 cm x 75.2 cm)
--------	---

### Capacity:

W-43V:	28.5 qts. (26.9L)
--------	-------------------

Both accept (1) 12" x 20" x 6: deep pane and one 1/3 size pan or (2) 2/3 size pans for four 1/3 size pans.

### Shipping Weight:

W-43V:	30 lbs. (13.6kg)
--------	------------------

**FOB:** Allen, TX 75013

**Freight Class:** 100

\*APW Wyott reserves the right to modify specifications or discontinue models without incurring obligation.