



DRIP1



E236



E336R



E236R
Shown with optional stainless steel doors

Roll-In Proofers

For more than 35 years Doyon has been manufacturing high quality roll-in proofers. Our proofers provide uniform proofing with our unique even flow system precisely mixing heat and humidity to produce exceptional results. Comes in three widths to better fit your production level: single, double and triple. Many depths are also available to match your production requirements.

ROLL-IN PROOFERS

“Superior *quality* product at an *affordable* price !”

Roll-In Proofers

STANDARD FEATURES

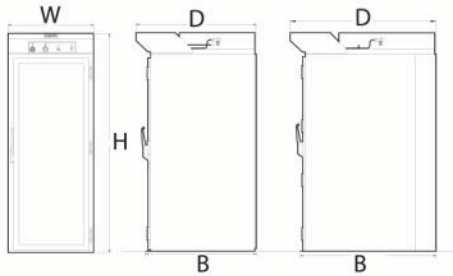
- Powerful and efficient even airflow heating system maintains the right combination of heat and humidity
- Holds from 90° F to 110° F (32°C to 43°C) with relative humidity up to 95 %
- Electronic heat and relative humidity control
- Electronic countdown timer
- Heavy duty stainless steel construction
- Aluminum floor
- Controls at eye level
- Heavy duty pull handles
- Comes in one piece only
- Brightly lit
- Power assembly on top
- Automatic water entry
- No drain required
- NSF & ETL listed
- One year parts and labor limited warranty

OPTIONAL

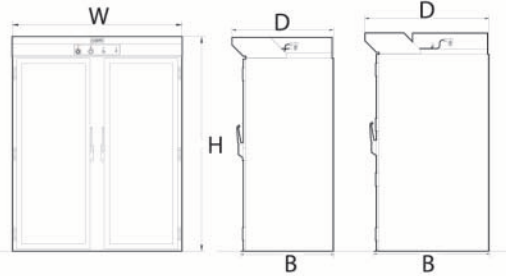
- Pass-thru models (suffix PT) (for E236 models)
- Stainless steel door (suffix SSD)
- Door bumpers (suffix DB)
- Racks
- Water softener system
- Additional side racks
- Prison package

Model	Shipping weight	Dimensions				Capacity		Door opening		Water inlet	Electrical system			
		W	D	H	B	Single rack	Double rack	W	H		Ph	V	A	kW
DRIP1	400 lb (182 kg)	33" (838 mm)	46 1/2" (1180 mm)	86" (2185 mm)	42 1/4" (1075 mm)	1	-	27" (686 mm)	73 1/2" (1865 mm)	1/4" NPT	1	120/240	24	5.7
												120/208	28	5.7
												120	39	4.7
DRIP1TLO	500 lb (227 kg)	38 1/2" (978 mm)	56 1/2" (1435 mm)	86" (2185 mm)	52" (1320 mm)	2	1	32 1/2" (826 mm)	73 1/2" (1865 mm)	1/4" NPT	1	120/240	31	7.2
												120/208	35	7.2
E236R	600 lb (272 kg)	67" (1700 mm)	40 1/2" (1030 mm)	84" (2135 mm)	36" (914 mm)	2	-	27" (686 mm)	73 1/2" (1865 mm)	1/4" NPT	1	120/240	31	7.2
												120/208	35	7.2
E236	600 lb (272 kg)	67" (1700 mm)	40 1/2" (1030 mm)	84" (2135 mm)	36" (914 mm)	1 & 10 shelves or 2 racks	-	27" (686 mm)	73 1/2" (1865 mm)	1/4" NPT	1	120/240	31	7.2
												120/208	35	7.2
E236TLO	900 lb (409 kg)	27 1/2" (1970 mm)	48 1/2" (1230 mm)	84" (2135 mm)	44" (1120 mm)	4	2	32 1/2" (826 mm)	73 1/2" (1865 mm)	1/4" NPT	1	120/240	31	7.2
												120/208	35	7.2
E336R	900 lb (409 kg)	97 3/4" (2485 mm)	40 1/2" (1030 mm)	84" (2135 mm)	36" (914 mm)	3	-	27" (686 mm)	73 1/2" (1865 mm)	1/4" NPT	1	120/240	31	7.5
												120/208	35	7.5
E336	900 lb (409 kg)	97 3/4" (2485 mm)	40 1/2" (1030 mm)	84" (2135 mm)	36" (914 mm)	2 & 10 shelves or 3 racks	-	27" (686 mm)	73 1/2" (1865 mm)	1/4" NPT	1	120/240	31	7.5
												120/208	35	7.5
E336TLO	1200 lb (545 kg)	116 1/2" (2960 mm)	48 1/2" (1230 mm)	84" (2135 mm)	44" (1120 mm)	6	3	32 1/2" (826 mm)	73 1/2" (1865 mm)	1/4" NPT	1	120/240	62	14.5
												120/208	71	14.5
E460	1200 lb (545 kg)	67" (1700 mm)	74 1/4" (1885 mm)	84" (2135 mm)	70" (1780 mm)	4	-	27" (686 mm)	73 1/2" (1865 mm)	1/4" NPT	1	120/240	37	8.7
												120/208	42	8.7
E460TLO	1200 lb (545 kg)	77 1/2" (1970 mm)	90 1/2" (2300 mm)	84" (2135 mm)	87" (2210 mm)	8	4	32 1/2" (826 mm)	73 1/2" (1865 mm)	1/4" NPT	1	120/240	62	14.5
												120/208	71	14.5

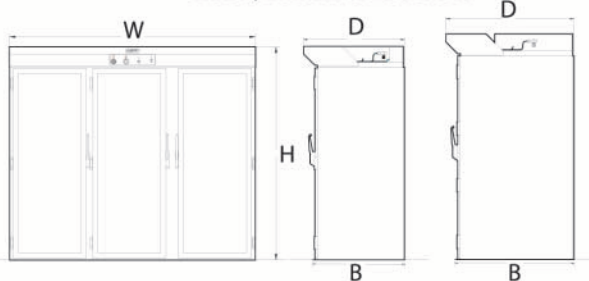
DRIP1 & DRIP1TLO



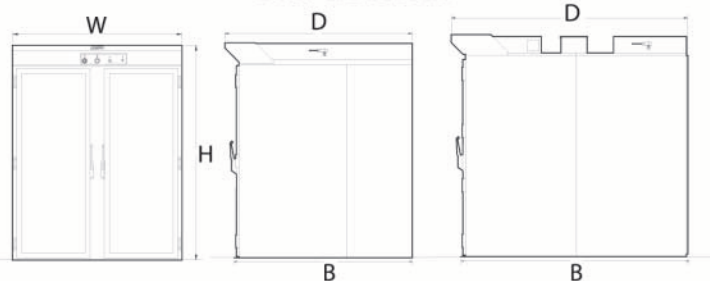
E236, E236R & E236TLO



E336, E336R & E336TLO



E460 & E460TLO




Electrical and water inlets are located on the top of the proofer, approximately in the center.

Specifications and design subject to change without notice.



Conforms to ANSI/UL std. 197
Certified to CSA C22.2 no.109

Your local distributor:



1255, rue Principale
Linière, Beauce, Québec, Canada G0M 1J0

Telephone : (418) 685-3431 Fax: (418) 685-3948
Canada : (800) 463-1636 U.S.: (800) 463-4273
E-Mail : doyon@doyon.qc.ca Internet: http://www.doyon.qc.ca