



PROJECT	
ITEM #	
QUANTITY	DATE
APPROVAL	

CT

Mobile Cantilevered Tray and Rack Dispensers

Short Form Specifications

Elevating mechanism cabinet is 14-gauge stainless steel. Base is 14-gauge stainless steel, reinforced with 14-gauge stainless steel support channels. Unit has four 4" (10.cm) diameter polyolefin swivel casters (all locking) and non-marking gray bumpers at each corner.

Dispenser platform carrier is 16-gauge stainless steel and is mounted on two stainless steel cantilever arms. Self-leveling mechanisms are field adjustable by adding or removing stainless steel extension springs. Springs are accessible behind a removable panel on the front of the unit.

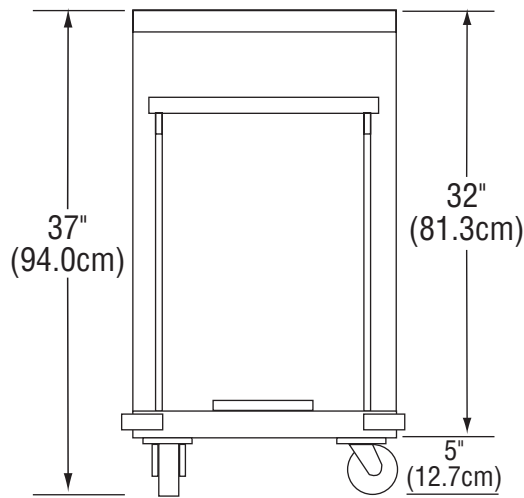
Optional Accessories and Modifications:

- Heavy-duty casters (consult factory)
- Wrap-around bumpers (adds 1.75" (4.4cm) to overall length and depth)
- Wrap-around bumpers (adds 1.75" (4.4cm) to overall length and depth)
- Special tray or rack dispenser sizes
- Napkin dispensers
- Six- or eight-hole silverware bins with plastic or stainless steel cylinders
- Additional plastic or stainless steel silverware cylinders
- Flang-mount feet
- Push handle

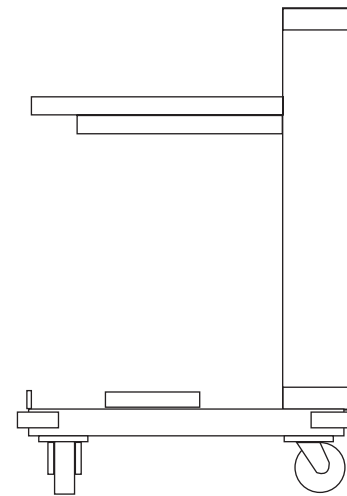


Model CT-1826

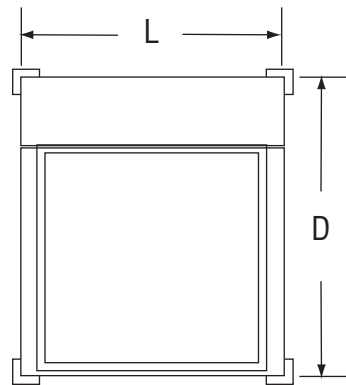




**ELEVATION VIEW
CT MODELS**



**RIGHT END VIEW
CT MODELS**



**PLAN VIEW
CT MODELS**

Mechanical Data — Standard Unit

MODEL NUMBER	LENGTH	DEPTH	MAXIMUM TRAY SIZE	SHIP WEIGHT LBS/KG
CT-1216	13" (33cm)	22" (55.9cm)	12" x 16" (30.5cm x 40.6cm)	106/48
CT-1221	13" (33cm)	27.88" (70.8cm)	12" x 21" (30.5cm x 53.3cm)	132/60
CT-1418	15" (38.1cm)	27.88" (70.8cm)	14" x 18" (35.6cm x 45.7cm)	145/66
CT-1422	15" (38.1cm)	27.88" (70.8cm)	14" x 22" (35.6cm x 55.9cm)	145/66
CT-1622	17.25" (43.8cm)	27.88" (70.8cm)	16" x 22" (40.6cm x 55.9cm)	159/72
CT-1826	21" (53.3cm)	31.75" (80.6cm)	18" x 26" (45.7cm x 66cm)	165/75
CT-2020	21" (53.3cm)	27.88" (70.8cm)	20" x 21" (50.8cm x 53.3cm)	168/76

NOTE: Standard corner bumpers add 1.75" (4.4cm) to overall length and width.