



# F2800

Remote Low-Profile Refrigerated Equipment Stands

Project \_\_\_\_\_

Item \_\_\_\_\_

Quantity \_\_\_\_\_

CSI Section 11400

Approved \_\_\_\_\_

Date \_\_\_\_\_

# F2800:

Remote Low-Profile Refrigerated Equipment Stands

## Models

- F2852 52.25" Remote low-profile stand
- F2856 56.25" Remote low-profile stand
- F2862 62.25" Remote low-profile stand
- F2875 75.25" Remote low-profile stand
- F2880 80.25" Remote low-profile stand
- F2887 87.25" Remote low-profile stand
- F2899 99.25" Remote low-profile stand
- F28110 110.25" Remote low-profile stand



F2875

## Standard Features

- Top is heavy duty stainless steel, with full perimeter marine edge
- Standard stainless steel ends
- Exterior drawer fronts are stainless steel
- High density environmentally friendly, Kyoto Protocol Compliant, Non ODP (Ozone Depletion Potential), Non GWP (Global Warming Potential) polyurethane foam insulation throughout unit
- Snap-in drawer gaskets for easy removal
- Standard on legs
- Base interior cabinet is cooled with mullion style coated blower coil(s) mounted between each door/drawer section for even air and temperature control
- Electric condensate evaporators are standard
- Interior refrigerated base cabinet section to

- maintain 36° to 40° meeting NSF7
- Digital thermometer
- Wall-mounted bracket to prevent tipping
- Full Extension Plus Drawer system is a complete drawer system. Drawer system is sized to hold 12" x 20" x 4" deep hotel pans (by others). The drawer system is all stainless steel construction for maximum durability
- When ordering, specify make, model and depth of cooking equipment sitting on the equipment stand
- Height of surface for setting equipment is 25.50"
- Environmentally friendly HFC-404A refrigerant
- One year parts and 90 day labor standard warranty

## Options & Accessories

- Drawer locks
  - 230V, 50Hz electrical system\*
  - Stainless steel back
  - Mechanical housing left side
  - Doors in lieu of drawers (except 32")
  - Plastic laminate end
  - Plastic laminate back
  - Plastic laminate front
- \* Inclusion of this option will alter electrical specifications of the unit

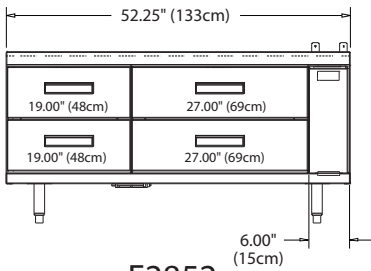
980 S. Isabella Rd.  
Mt. Pleasant, Michigan 48858

Phone: 800-733-8948 or 989-773-7981  
Fax: 800-669-0619

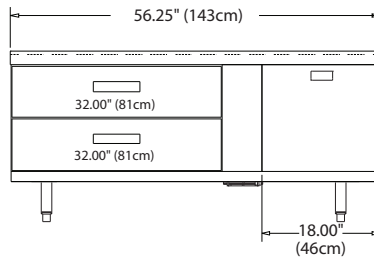
[www.delfield.com](http://www.delfield.com)



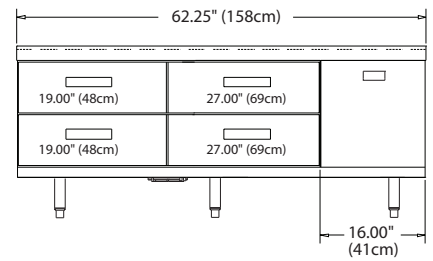
## Elevation Views



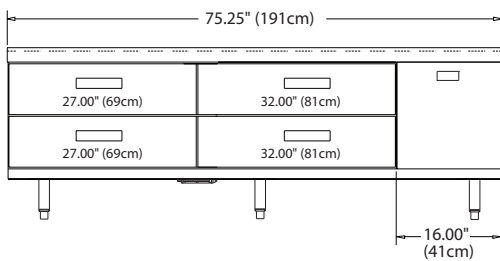
F2852



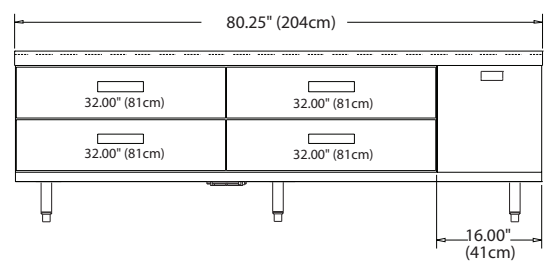
F2856



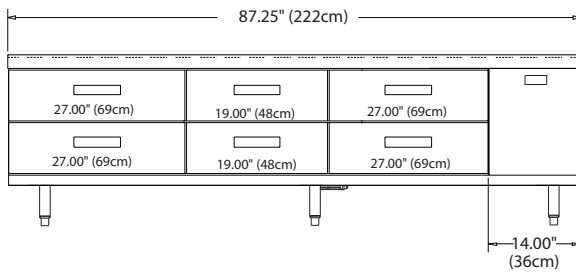
F2862



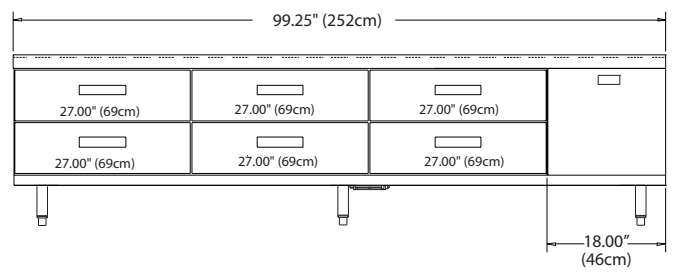
F2875



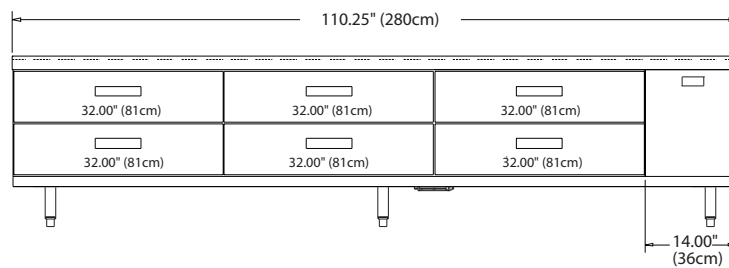
F2880



F2887



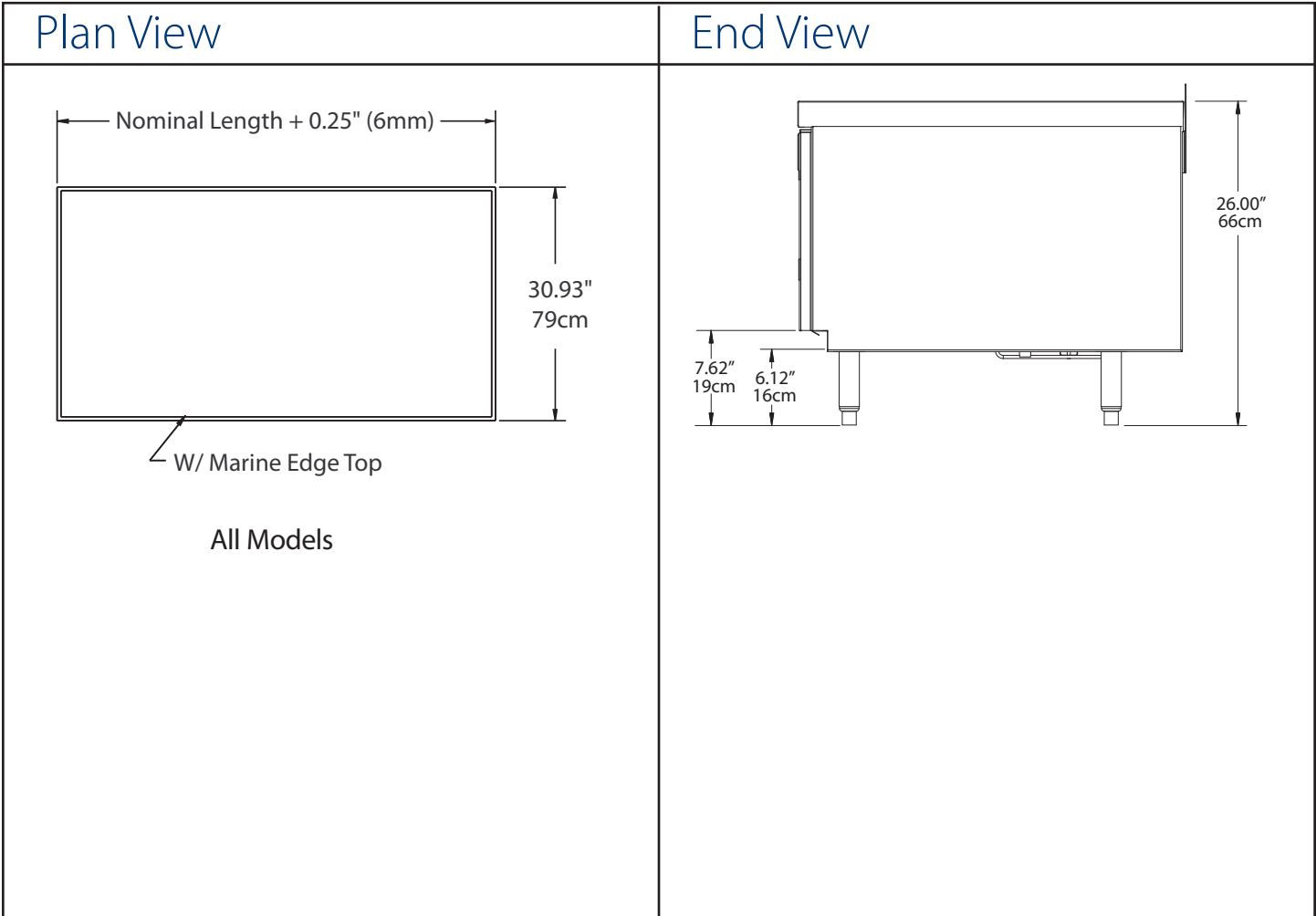
F2899



F28110

### Warning

To assure proper operation a 2" airspace must be maintained between the bottom of any cooking equipment and the top of this unit. Cooking equipment must have a barrier (i.e. bottom, drip pan) between its heat source and the top of the equipment stand. Failure to comply with this could severely damage the equipment stand and void all warranties.



## F2800

**Specifications**

Models	# Of 12x20 Pans	V/Hz/Ph	Amps	BTU Load	Evap Cap BTU/TD	Ship Weight
F2852	4	115/60/1	3.0	452	120/5°/32°	278lbs (126kg)
F2856	4	115/60/1	3.0	461	120/5°/32°	299lbs (136kg)
F2862	6	115/60/1	3.0	575	120/6°/31°	331lbs (150kg)
F2875	8	115/60/1	3.0	717	240/4°/33°	401lbs (182kg)
F2880	8	115/60/1	3.0	726	240/4°/33°	428lbs (194kg)
F2887	10	115/60/1	6.0	868	240/4°/33°	466lbs (211kg)
F2899	12	115/60/1	6.0	1029	240/5°/32°	530lbs (240kg)
F28110	12	115/60/1	6.0	1143	240/5°/32°	588lbs (267kg)

Delfield reserves the right to make changes to the design or specifications without prior notice.



# F2800

## Remote Low-Profile Refrigerated Equipment Stands

### Specifications

Exterior top is stainless steel with full perimeter marine edge. Corners are fully welded with smooth radii corners for easy clean out. Stainless steel interior sub-top is made integral with the top by injecting 2.00" (5cm) of high density polyurethane foam between the exterior and interior tops.

Refrigerated base interior back and bottom are constructed of a stainless steel. Exterior sides, bottom and back are made of galvanized steel. Both left and right interior sides are formed of ABS plastic. The base is injected with 2.00" (5cm) of high density polyurethane foam between the exterior and interior. Refrigerated base fronts are made of 0.095" (2mm) thick ABS thermoformed plastic and backed up by ridged polyurethane water blown injection molded frames. The frames are an excellent thermo-break and superior structural material for fastening doors and drawers. Exterior machine compartment side is constructed of galvanized steel.

Finished stainless steel ends are standard. Louver, coil panel and drawer faces are all standard with stainless steel construction. Units are supplied with wall-mounted bracket and threaded rod to allow installation of the unit against a solid surface.

Full Extension Plus drawer system is a complete drawer system, which can operate independent of the unit it's installed in. Drawer system is sized to hold 12" x 20" x 4" deep hotel pans and smaller fractional pans. Drawer system is all stainless steel construction for maximum durability. Drawer track rollers are made of Delrin and do not require grease for operation. Intermediate tracks are removable without tools and house Delfield's "anti-friction binary roller system". Drawer boxes are designed with "easy pan grip flanges". Tracks are designed with a stay shut feature that holds the drawer gasket tight to the base front on uneven floors. Exterior drawer fronts are made of stainless steel; and an interior made of ABS plastic with formed in channels to house the snap-in dart style santoprene gasket. A galvanized brace is foamed in place to be an integral part

of the drawer front assembly. Each drawer front is injected with 1.87" (5cm) of high density polyurethane foam between the exterior and interior. Handles are recessed black plastic and held in with a positive lock system.

Unit is supported with two leg rails that run the entire length of the unit. Leg rails are welded to the bottom side of the unit and are tied together with two braces running front to back. 6.12" (16cm) adjustable stainless steel legs are mounted as standard with (4) 5/16" bolts.

Refrigeration system components are HFC-404A. Interior cabinet is cooled with mullion style blower coils (coated) mounted between each door/drawer section for very even air and temperature control. Electrical connections are 115V-60H-1PH.

A thermometer is installed in the removable access panel, electric condensate evaporator, solenoid and thermostat. Remote models must be hard-wired at the installation site.



980 S. Isabella Rd.  
Mt. Pleasant, Michigan 48858

Phone: 800-733-8948 or 989-773-7981  
Fax: 800-669-0619  
www.delfield.com

Printed in the U.S.A.  
DSF2800  
08/12

