



Specification Line[®]

Self-Contained Solid Door Heated Roll-Thru

Project _____
 Item _____
 Quantity _____
 CSI Section 11400
 Approved _____
 Date _____

Specification Line[®]: Solid Door Heated Roll-Thru

Models

| One section | Two section | Three section | |
|-------------|-------------|---------------|--|
| SSHRT1-S | SSHRT2-S | SSHRT3-S | Stainless exterior and interior full door |
| SAHRT1-S | SAHRT2-S | SAHRT3-S | Stainless exterior and aluminum interior full door |
| SMHRT1-S | SMHRT2-S | N/A | Stainless front aluminum exterior and interior full door |



SSHRT2-S

Standard Features

- Stainless steel interior and exterior (SS)
- Stainless steel exterior, aluminum interior (SA)
- Aluminum interior and exterior, stainless front (SM)
- Built in door locks with heavy duty strikes
- Recessed metal door handle
- Exterior digital thermometer with high/low temperature alarm
- Easy to use electronic control
- Easy access "flip up" shroud
- High density foamed in place environmentally friendly, Kyoto Protocol Compliant, Non ODP (Ozone Depletion Potential), Non GWP (Global Warming Potential) polyurethane keeps energy costs low
- Stainless steel breaker strips
- Stainless steel interior door liner
- Two year parts & labor warranty

Options & Accessories

- Security (prison) package
- Door field rehingability
- Laminate on front, sides and back
- Bottom mount electrical
- Stainless steel banking strip
- Heat shield end

Specifications

Exterior: SS and SA models shall have corrosion resistant stainless steel exterior cabinet sides, front and shroud. SM models shall have corrosion resistant aluminum on exterior cabinet sides and will have stainless front and shroud. All units shall have the upper shroud hinged with a gas assist stay open feature to provide easy access to the refrigeration system.

Interior: Cabinet interior shall be corrosion resistant stainless steel (SS models) or heavy gauge aluminum (SA and SM models). Bottom and top surfaces shall be die stamped to provide radius corners and recessed floor. Mounted to the interior ceiling, the interior incandescent light is controlled automatically through a switch mounted in the hinge assembly to protect against breakage. Door openings are protected with heavy gauge stainless steel breaker strips. An air duct shall be mounted to the ceiling assuring low velocity, even air movement throughout the cabinet interior.


Each section can accommodate a 28 1/2" x 27 1/4" x 72" cart.

Doors: Exterior shall be corrosion resistant stainless steel. Interior liner shall be stainless steel. Each door has two edge mount, self closing, cam lift style hinges. Doors can be removed from the cabinet without the use of tools. Metal door handle shall be recessed into the

door for easy grip without impacting aisle space. Keyed door lock is mounted in the door next to the handle. Lock engages into a heavy duty strike mounted to the cabinet face. Door gaskets are magnetic and mount to the door snapping in place and are removable without tools.

Heating system: Cabinets are designed to maintain temperatures between 120°F and 200°F. Heating elements are helical shaped, with tubular fins. High speed blower provides uniform airflow in the cabinet. Entire heating system is mounted to the exterior of the cabinet ceiling, outside the food zone. It is assembled as one piece and can be removed as one piece. Temperature is controlled by an adjustable electronic thermostat. System on/off switch is located on the front exterior of the cabinet.

Electrical: Standard electrical is 120/208-240 Volt, 60 Hz single phase. Connection must be hard wired to junction box on the exterior top of the cabinet.

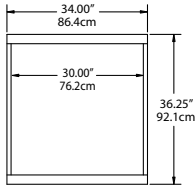


980 S. Isabella Rd.
Mt. Pleasant, Michigan 48858

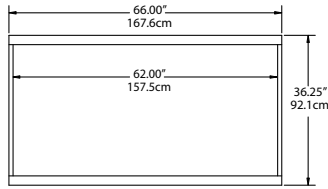
Phone: 800-733-8948 or 989-773-7981
Fax: 800-669-0619

www.delfield.com

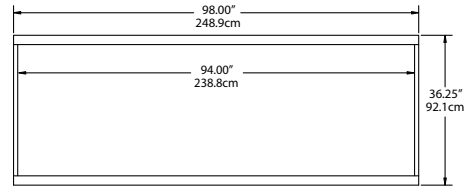




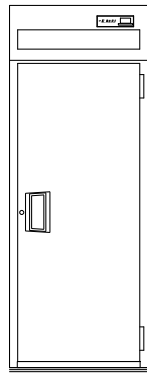
PLAN VIEW
SSHRT1-S, SAHRT1-S,
SMHRT1-S



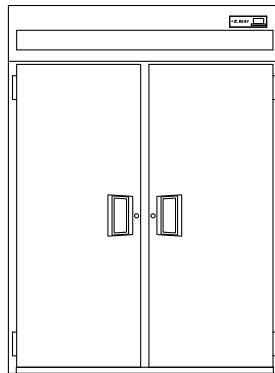
PLAN VIEW
SSHRT2-S, SAHRT2-S,
SMHRT2-S



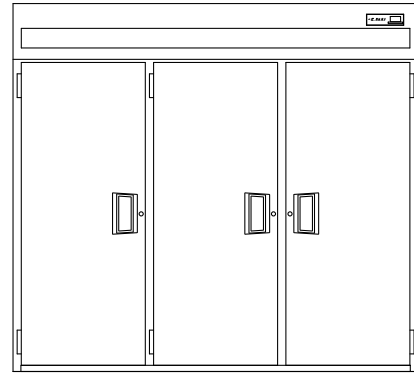
PLAN VIEW
SSHRT3-S, SAHRT3-S



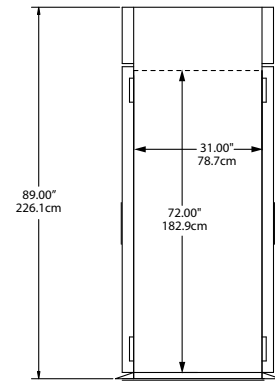
ELEVATION VIEW
SSHRT1-S, SAHRT1-S,
SMHRT1-S



ELEVATION VIEW
SSHRT2-S, SAHRT2-S,
SMHRT2-S



ELEVATION VIEW
SSHRT3-S, SAHRT3-S



END VIEW
ALL MODELS

Mechanical Data

| MODEL NUMBER | VOLTAGE | AMPS | STORAGE CU.FT. | SHELVES SQ.FT. | NO. OF SHELVES | UNIT H.P. | BTU/HR SYSTEM CAP | SHIP WEIGHT | NEMA PLUG | ENERGY (KWH) |
|------------------------------|-------------|------|----------------|----------------|----------------|-----------|-------------------|----------------|-----------|--------------|
| SSHRT1-S, SAHRT1-S, SMHRT1-S | 120/208-240 | 9.0 | 38.58 | N/A | N/A | N/A | N/A | 519lbs (235kg) | N/A | N/A |
| SSHRT2-S, SAHRT2-S, SMHRT2-S | 120/208-240 | 16.0 | 79.74 | N/A | N/A | N/A | N/A | 836lbs (379kg) | N/A | N/A |
| SSHRT3-S, SAHRT3-S | 120/208-240 | 17.8 | 120.90 | N/A | N/A | N/A | N/A | 985lbs (447kg) | N/A | N/A |

Delfield reserves the right to make changes to the design or specifications without prior notice.

980 S. Isabella Rd.
Mt. Pleasant, Michigan 48858

Phone: 800-733-8948 or 989-773-7981
Fax: 800-669-0619
www.delfield.com

Printed in the U.S.A.
DSSSHRT
07/10

