



Specification Line[®]

Self-Contained Solid Door Two-Section Dual Temp Refrigerator/Freezer Pass-Thru

Project _____
 Item _____
 Quantity _____
 CSI Section 11400
 Approved _____
 Date _____

Specification Line[®] Solid Door Two-Section Dual Temp Refrigerator/Freezer Pass-Thru

Models

Full door	Half door	
SSDRP2-S	SSDRP2-SH	Refrigerator left side stainless exterior and interior
SSDFP2-S	SSDFP2-SH	Freezer left side stainless exterior and interior
SADRP2-S	SADRP2-SH	Refrigerator left side stainless exterior and aluminum interior
SADFP2-S	SADFP2-SH	Freezer left side stainless exterior and aluminum interior
SMDRP2-S	SMDRP2-SH	Refrigerator left side stainless front aluminum exterior and interior
SMDFP2-S	SMDFP2-SH	Freezer left side stainless front aluminum exterior and interior



SSDFP2-S

Standard Features

- Stainless steel interior and exterior (SS)
- Stainless steel exterior, aluminum interior (SA)
- Aluminum interior and exterior, stainless front (SM)
- Built in door locks with heavy duty strikes
- Recessed metal door handle
- Pressure relief valve is standard to prevent door vapor lock
- Two exterior digital thermometers with high/low temperature alarm
- Easy to use electronic control
- Easy access "flip up" shroud
- Three wire shelves per section - SA/SS standard with chrome plated shelves and SM standard with epoxy coated shelves
- Tough ABS interior door liners
- 10' attached cord and plug
- 6" adjustable stainless steel legs
- Stainless steel breaker strips
- High density foamed in place environmentally friendly, Kyoto Protocol Compliant, Non ODP (Ozone Depletion Potential), Non GWP (Global Warming Potential) polyurethane keeps energy costs low
- Energy savings door heater switch
- Two year parts & labor warranty
- Five year compressor warranty

Options & Accessories

- Security (prison) package
- 6" polyurethane casters
- Door field rehingability
- Stainless steel interior door liner
- Additional shelves
- Tray slides
- Stainless steel back
- Laminate on front, sides and back
- Bottom mount electrical
- Stainless steel banking strip
- Heat shield end
- Stainless steel kick plate
- Laminate kick plate
- 4" stainless steel utility base
- 230-50-1 electrical
- 220-60-1 electrical

Specifications

Exterior: SS and SA models shall have corrosion resistant stainless steel exterior cabinet sides, front and shroud. SM models shall have corrosion resistant aluminum on exterior cabinet sides and will have stainless front and shroud. All units shall have the upper shroud hinged with a gas assist stay open feature to provide easy access to the refrigeration system.

Interior: Cabinet interior shall be corrosion resistant stainless steel (SS models) or heavy gauge aluminum (SA and SM models). Bottom and top surfaces shall be die stamped to provide radius corners and recessed floor. Three wire shelves are provided per section, SA/SS standard shelves are chrome plated, SM standard shelves are epoxy coated. Shelves rest on clips which are adjustable on 1" increments on stainless steel pilasters affixed to the cabinet interior. Pilasters are removable without tools for cleaning. Mounted to the interior ceiling of each compartment, the interior incandescent lights are controlled automatically through a switch mounted in the hinge assembly to protect against breakage. Door openings are protected with heavy gauge stainless steel breaker strips. An air duct shall be mounted to the ceiling assuring low velocity, even air movement throughout the cabinet interior.

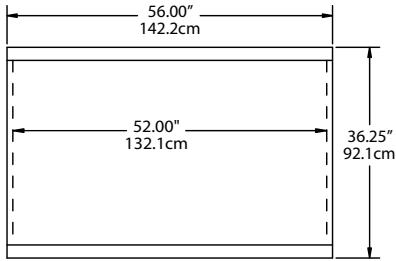
Doors: Exterior shall be corrosion resistant stainless steel. Interior liner shall be resilient high impact ABS material formed to protrude beyond the door gasket to protect the gasket from tearing. Each door has two edge mount, self closing, cam lift style hinges. Doors can be removed from the cabinet without the use of tools. Metal

door handle shall be recessed into the door for easy grip without impacting aisle space. Keyed door lock is mounted in the door next to the handle. Lock engages into a heavy duty strike mounted to the cabinet face. Door gaskets are magnetic and mount to the door snapping in place and are removable without tools.

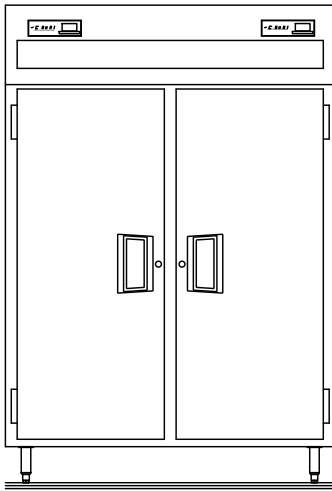
Refrigeration system: Each compartment has its own separate refrigeration system. Condensing units are located on top of the cabinet, outside the food zone, behind the removable upper shroud. Evaporator coils are located inside the cabinet mounted to the interior ceiling of each compartment. Defrost is automatic. Condensate travels down a tube in the cabinet side wall to a receptacle mounted to the exterior bottom of the cabinet where it is evaporated with the aid of an electric heater. Each compartment's temperature is individually monitored and controlled using Delfield's ACT-Advanced Control Technology electronic temperature control, which provides improved pull down times, reduces compressor cycling and longer compressor life with lower energy consumption. Two exterior digital thermometers display temperature. Refrigerator compartment maintains between 27°F and 40°F. Freezer compartment maintains temperature between -5°F and 0°F.

Electrical: Unit comes with one 10' cord and plug with single point connection to all cabinet and refrigeration system electronics. It is attached to a junction box mounted on the exterior top of the cabinet.

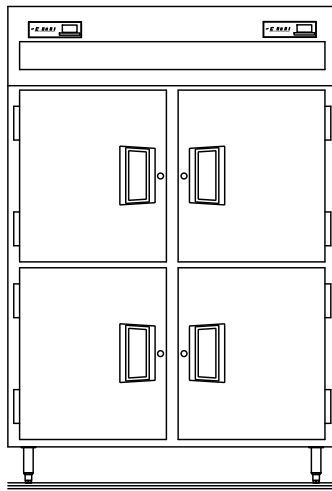




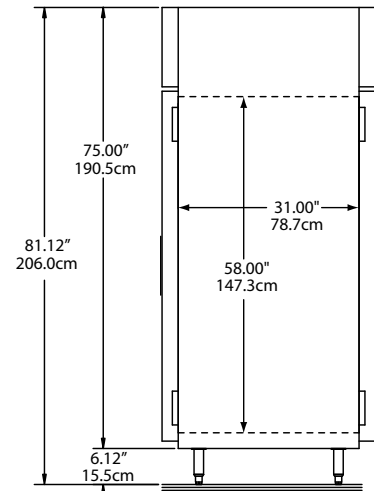
**PLAN VIEW
ALL MODELS**



**ELEVATION VIEW
SSDRP2-S, SADR P2-S, SMDRP2-S,
SSDFP2-S, SADF P2-S, SMDFP2-S**



**ELEVATION VIEW
SSDRP2-SH, SADR P2-SH, SMDRP2-SH
SSDFP2-SH, SADF P2-SH, SMDFP2-SH**



**END VIEW
ALL MODELS**

Mechanical Data

MODEL NUMBER	DESCRIPTION	VOLTAGE	AMPS	STORAGE CU.FT.	SHELVES SQ.FT.	NO. OF SHELVES	UNIT H.P.	BTU/HR SYSTEM CAP	SHIP WEIGHT	NEMA PLUG	ENERGY (KWH)
SSDRP2-S, SADR P2-S, SMDRP2-S SSDRP2-SH, SADR P2-SH, SMDRP2-SH	LEFT DR REF	115/208-230	8.0	24.96	12.81	3	1/4	2092	730lbs	14-20P	N/A
	RIGHT DR FRZ			24.96	12.81	3	3/4	1923	331kg		
SSDFP2-S, SADF P2-S, SMDFP2-S SSDFP2-SH, SADF P2-SH, SMDFP2-SH	LEFT DR FRZ	115/208-230	8.0	24.96	12.81	3	3/4	1923	730lbs	14-20P	N/A
	RIGHT DR REF			24.96	12.81	3	1/4	2092	331kg		

Delfield reserves the right to make changes to the design or specifications without prior notice.