



ST4460N Flat Top

Front-Breathing Self-Contained Flat Top Refrigerated Bases

Project _____
 Item _____
 Quantity _____
 CSI Section 11400
 Approved _____
 Date _____

ST4460N Flat Top: Front-Breathing Self-Contained Flat Top Refrigerated Bases

Models

- ST4460N Two section refrigerator, flat top with doors
- STD4460N Two section refrigerator, flat top with drawers



ST4460N

Standard Features

- All 4400 and 4500 Series units are 100% front breathing, which allows the unit to be pushed against a wall or built into a cabinet or an existing line up
- Durable, rugged stainless steel sides, top and front
- Features Delfield's exclusive ABS interior (on sides). ABS is extremely durable - it won't dent, chip or corrode and is backed by a limited lifetime warranty
- Heavy duty self-closing hinges
- "ST" prefix models have a 4" stainless steel backsplash
- "D" prefix models feature Delfield's exclusive new drawer system. Drawers are backed by a 10-year warranty on the track assembly
- Environmentally friendly R404A refrigerant
- High density foamed in place environmentally friendly, Kyoto Protocol Compliant, Non ODP (Ozone Depletion Potential), Non GWP (Global Warming Potential) polyurethane keeps energy costs low
- Black recessed quick grip handle
- Standard on 5" casters for easy cleaning and

installation

- 60-cycle single phase electrical system
- 6' cord and plug supplied
- One epoxy coated wire shelf standard, installed per door section
- Electromechanical control
- One year parts and 90 day labor standard warranty

Options & Accessories

- 18" wide single tier overshelf
 - Stainless steel finish on back
 - Plastic laminate on front
 - Additional wire shelves
 - 3" casters, 3.75" ride height
 - Door lock (solid door models only)
 - Exterior thermometer (solid door models only)
 - Interior lights
 - Glass door(s)
 - 220V/50 Hertz electrical system*
- * Inclusion of this option will alter electrical specifications of the unit

Specifications

Exterior top is one-piece, 22-gauge stainless steel with integral 2.12" (5.4cm) square nosing on the front. The backsplash is full width and 4" (10cm) tall.

Exterior back and bottom are two-piece 24-gauge galvanized steel. Exterior ends are stainless steel.

Interior sides of door models are thermoformed ABS plastic with integral shelves supports. Interior back is one-piece 22-gauge stainless steel. Interior bottom and top are thermoformed ABS plastic. Base is fully insulated with high-density foamed in place environmentally friendly, Kyoto Protocol Compliant, Non ODP (Ozone Depletion Potential), Non GWP (Global Warming Potential) polyurethane.

Refrigeration system uses HFC-404A refrigerant. Compressor is 1/5 H.P., with condenser coil and condensate evaporator mounted on rear of the cabinet. Evaporator coils are located on the interior rear wall of the cabinet. Refrigerant flow is controlled by a capillary tube. Cabinet maintains an interior cabinet temperature of 36°F to 40°F (2°C to 4°C).

Electromechanical control is mounted on the right side of the evaporator housing inside the cabinet. It allows the unit to maintain consistent temperatures in heavy duty conditions.

Electrical connections are 115 volt, 60 Hertz, single phase. Unit has a 6' (1.8m) long electrical cord and NEMA 5-15P plug.

Casters: Equipment is mounted on 5" (13cm) diameter plate casters with front two locking. Equipment clearance above the floor is 2.5" (6cm).

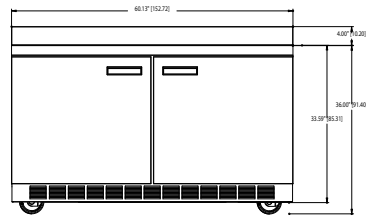
Doors have a 24-gauge stainless steel exterior, with thermoformed ABS plastic interior liner. Cabinet of door models has one adjustable epoxy-coated wire shelf.

Drawers have a 24-gauge stainless steel exterior with thermoformed ABS plastic interior liner. Drawer frames are 12-gauge stainless steel. Drawer slides are 11-gauge stainless steel with Delrin bearings. Drawer units have two drawers. Top drawer holds one 12" x 20" (30.5cm x 50.8cm), three 1/9 size and three 1/6 size 4"-6" (10.2cm-15.2cm) deep pans. Bottom drawer holds one 12" x 20", three 1/9 size and three 1/6 size 4" deep pans. Pans are supplied by others.

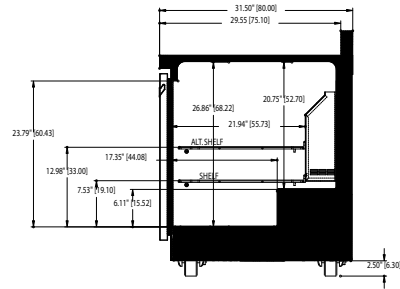


Only Model ST4460N

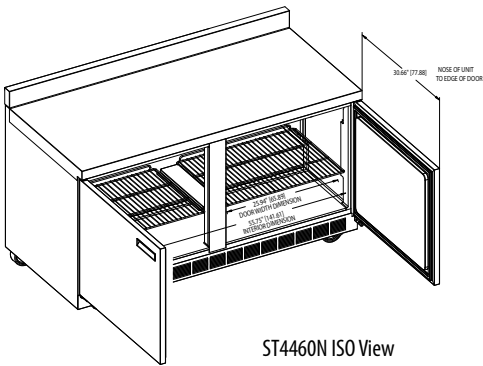




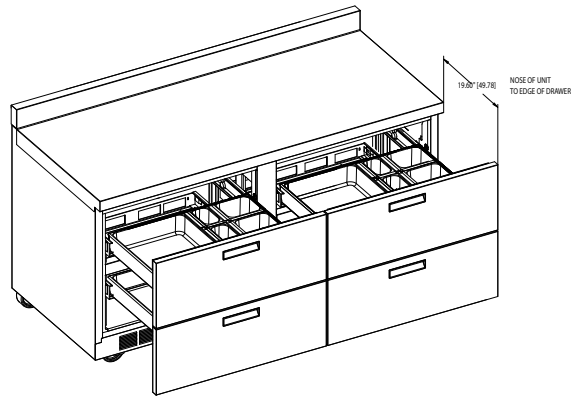
ST4460N Elevation View



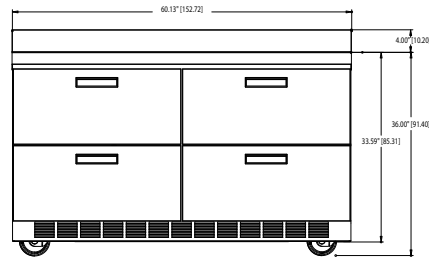
ST4460N Right Side View



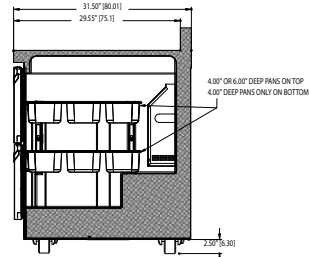
ST4460N ISO View



STD4460N ISO View



STD4460N Elevation View



STD4460N Right Side View

INSTALLATION NOTE:

Refrigeration system is designed so that air will flow under the unit, through the compressor area and out the front of the unit. Any restriction to this air flow path will void the warranties.

Specifications

Model	# of Shelves	Shelf Area	Volume	H.P.	V/Hz/Ph	Amps	Nema Plug	Ship Weight	Energy KWH/Day
ST4460N	2	7.19ft ²	20.20ft ³	1/5	115/60/1	3.9	5-15P	411lbs/186kg	2.75
STD4460N	NA	NA	20.20ft ³	1/5	115/60/1	3.9	5-15P	495lbs/225kg	NA

Delfield reserves the right to make changes to the design or specifications without prior notice.