



PROJECT	
ITEM #	
QUANTITY	DATE
APPROVAL	

4532N

Front-Breathing Flat Top and Undercounter Freezer Bases

Short Form Specifications

Exterior top is one-piece, 22-gauge stainless steel with integral 2.12" (5.1cm) square nosing on the front.

Exterior back and bottom are two-piece 24-gauge galvanized steel. Exterior ends are stainless steel.

Interior sides of door models are thermoformed ABS plastic with shelf supports. Base is fully insulated with high-density foamed in place polyurethane.

Refrigeration system uses HFC-404A refrigerant. Compressor is 1/3 h.p. for door models and 1/3+ h.p. for drawer models, with condenser coil and condensate evaporator mounted on rear of the cabinet. Evaporator coil and temperature control are located on the interior rear wall of the cabinet. Refrigerant flow is controlled by an expansion valve. Cabinet maintains an interior cabinet temperature of -5°F to 0°F (-21°C to -18°C).

Electrical connections are 115 volt, 60 Hertz, single phase. Unit has an 8' (2.4m) long electrical cord and NEMA 5-15P plug.

Casters: Equipment is mounted on 2" (5.08cm) diameter front locking plate casters. Equipment clearance above the floor is 2.5" (6.35cm).

Doors have a 22-gauge stainless steel exterior, with thermoformed ABS plastic interior liner. Cabinet of door models has one adjustable epoxy-coated wire shelf.

Drawers have a 22-gauge stainless steel exterior with thermoformed ABS plastic interior liner. Drawer frames and slides are 14-gauge stainless steel, with stainless steel bearings. Drawer units have two drawers. Top drawer will hold two 12" x 20" (30.5cm x 50.8cm) pans 4"-6" (10.1cm-15.2cm) deep. Bottom drawer holds two 4" (10.1cm) deep full size pans. Pans are supplied by others.



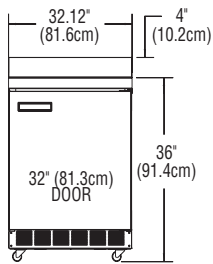
Model ST4532N

Optional Accessories and Modifications

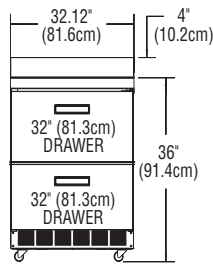
- 18" wide single tier overshef
- Plastic laminate on front
- Additional wire shelves
- Door lock
- *220V/50 Hertz electrical system
- *Inclusion of this option will alter electrical specifications of the unit.



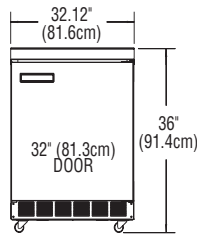
Front-Breathing Flat Top and Undercounter Freezer Bases



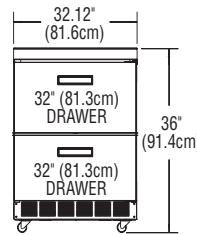
**ELEVATION VIEW
ST4532N**



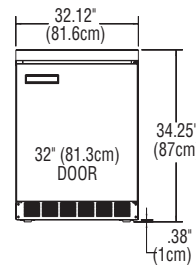
**ELEVATION VIEW
STD4532N**



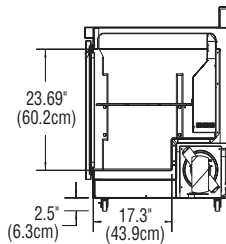
**ELEVATION VIEW
4532N**



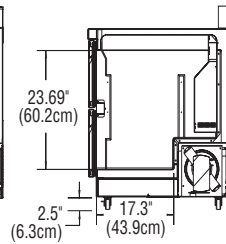
**ELEVATION VIEW
D4532N**



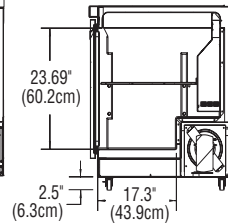
**ELEVATION VIEW
UC4532N**



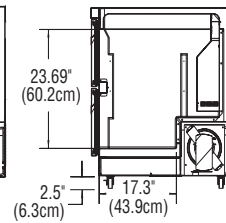
**END VIEW
ST4532N**



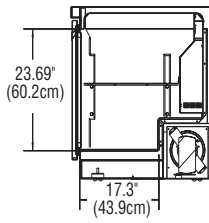
**END VIEW
STD4532N**



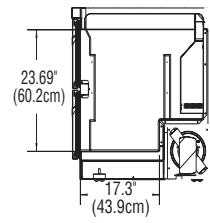
**END VIEW
4532N**



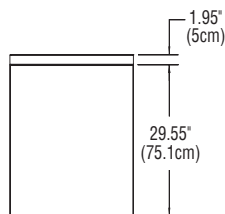
**END VIEW
D4532N**



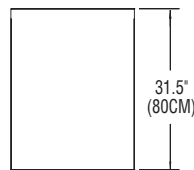
**END VIEW
UC4532N**



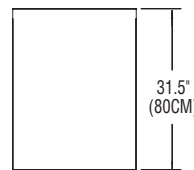
**END VIEW
UCD4532N**



**PLAN VIEW
ST4532N/
STD4532N**



**PLAN VIEW
4532N/
D4532N**



**PLAN VIEW
UC4532N/
UCD4532N**

DRAWER CLEARANCE
IS 21" (53.3CM) PAST
THE NOSING WHEN
DRAWER IS FULLY
EXTENDED

DOOR CLEARANCE
IS 32.5" (82.3CM) PAST
THE NOSING WHEN
DOOR IS FULLY
EXTENDED

NOTE: UC Models are shipped with an alternate caster kit, reducing the overall height to 34.25" (87cm)

INSTALLATION NOTE:

Refrigeration system is designed so that air will flow under the unit, through the compressor area and out the front of the unit. Any restriction to this air flow path will void the warranties.
PLEASE NOTE: Air flow through the louver on the back of the unit is not necessary for operation; however, any air which passes through the louver is beneficial.

Mechanical Data—Standard Unit

MODEL NUMBER	#OF SHELVES	SHELF AREA. SQ. FT.	STORAGE CAP. CU. FT.	H.P.	VOLTS/HERTZ/ PHASE	AMPS	NEMA PLUG	SHIP WEIGHT
4532N	1	3.97	6.9	1/3	115/60/1	9.5	5-15P	280 lbs/ 127 kg
D4532N	NA	NA	2.7	1/3+	115/60/1	12.0	5-15P	315 lbs/ 143 kg
ST4532N	1	3.97	6.9	1/3	115/60/1	9.5	5-15P	280 lbs/ 127 kg
STD4532N	NA	NA	2.7	1/3+	115/60/1	12.0	5-15P	315 lbs/ 143 kg
UC4532N	1	3.97	6.9	1/3	115/60/1	9.5	5-15P	280 lbs/ 127 kg
UCD4532N	NA	NA	2.7	1/3+	115/60/1	12.0	5-15P	315 lbs/ 143 kg