



PROJECT	
ITEM #	
QUANTITY	DATE
APPROVAL	

T

Mobile enclosed tray and rack dispensers

Short form specifications

Cabinet top shall be 16-gauge stainless steel with all corners welded, polished and reinforced with heavy-gauge channels. Cabinet exterior panels shall be 20-gauge stainless steel. Bottom shall be 14-gauge galvanized steel. Unit shall have (4) 4.00" (10.2cm) diameter polyolefin swivel casters (all locking), and non-marking gray bumpers at each corner.

Dispenser platform carrier shall be 18-gauge stainless steel and shall be removable for cleaning. Each dispenser shall be field adjustable by adding or removing stainless steel extension springs located inside the elevator housing.

THE FOLLOWING APPLIES TO T/T2-H HEATED DISPENSERS ONLY:

Heated dispensers shall have a stainless steel liner separated from the outer panels by 2.00" (5.1cm) of fiberglass insulation. Unit shall be supplied with 9' (2.7m) cord and plug as shown in the specifications table on reverse. Electrical connections shall be 120 volt, 60 hertz, and single phase.

Dispenser shall have one or two convection heating modules consisting of a single 700-watt heating element and fan motor, located in the center of the interior bottom cavity. Models 1014-1422 shall have one module; larger models have two modules. Air intake shall have a filter. Dispenser shall have an adjustable thermostat and an ON/OFF switch on the side of the unit. Unit shall maintain a temperature between 150°F-170°F (66°C-77°C).

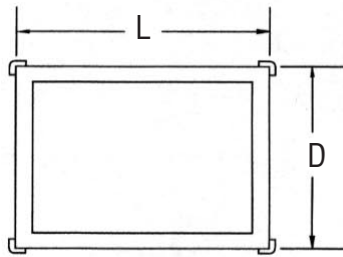
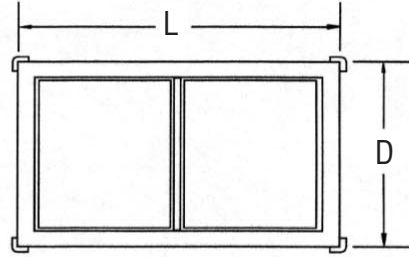
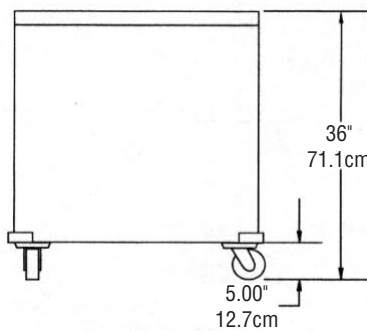
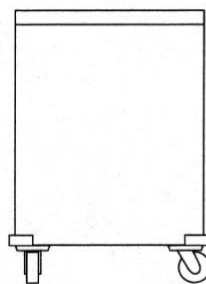
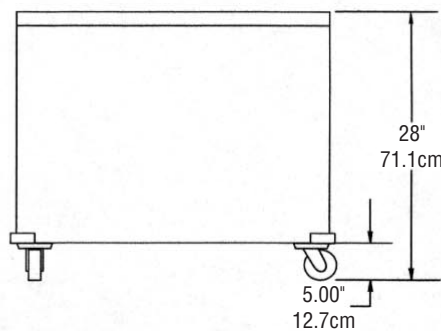
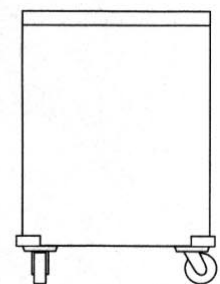


MODEL TG-1216

Optional Accessories & Modifications

- Heavy-duty caster (consult factory)
- Flange-mount feet in lieu of casters
- Special tray dispenser sizes
- Six- or eight-hole silverware bins with plastic or stainless steel cylinders
- Additional plastic or stainless steel silverware cylinders
- Wrap-around bumpers (adds 1.75" [4.4cm] to overall length and depth)
- Fiberglass panels
- Laminate panels
- Special tray & rack sizes
- Special height




**PLAN VIEW
T MODELS**

**PLAN VIEW
T2 MODELS**

**ELEVATION VIEW
T MODELS**

**RIGHT VIEW
T MODELS**

**ELEVATION VIEW
T2 MODELS**

**RIGHT END VIEW
ALL TG MODELS**
Technical Data—Standard Unit

MODEL NUMBER	LENGTH	DEPTH	MAXIMUM TRAY SIZE	SHIP WEIGHT	AMPS
T-1014	23.12" (58.7cm)	16.75" (42.5cm)	10" x 15" (25.4cm x 38.1cm)	150lbs/68kg	
T-1216	22.75" (57.8cm)	20.12" (51.1cm)	12" x 16" (30.5cm x 40.6cm)	153lbs/69kg	
T-1221	27.75" (70.5cm)	20.12" (51.1cm)	12" x 21" (30.5cm x 53.3cm)	162lbs/74kg	
T-1418	24.75" (62.9cm)	22.12" (56.2cm)	14" x 18" (35.6cm x 45.7cm)	153lbs/69kg	
T-1422	28.75" (73.0cm)	22.12" (56.2cm)	14" x 22" (35.6cm x 55.9cm)	162lbs/74kg	
T-1622	28.75" (73.0cm)	24.12" (61.3cm)	16" x 22" (40.6cm x 55.9cm)	177lbs/80kg	
T-1826	32.75" (83.2cm)	26.12" (66.3cm)	18" x 26" (45.7cm x 66.0cm)	210lbs/95kg	
T-2020	27.75" (70.5cm)	28.12" (71.4cm)	20" x 21" (50.8cm x 53.3cm)	175lbs/79kg	
T2-1014	27.75" (70.5cm)	22.12" (56.2cm)	10" x 15" (25.4cm x 38.1cm)	177lbs/80kg	
T2-1216	32.75" (83.2cm)	24.12" (61.3cm)	12" x 16" (30.5cm x 40.6cm)	177lbs/80kg	
T2-1221	32.75" (83.2cm)	29.12" (74.0cm)	12" x 21" (30.5cm x 53.3cm)	185lbs/84kg	
T2-1221H	27.75" (70.5cm)	20.12" (51.1cm)	12" x 21" (30.5cm x 53.3cm)	127lbs/58kg	7.0
T-1418H	24.75" (62.9cm)	22.12" (56.2cm)	14" x 18" (35.6cm x 45.7cm)	155lbs/70kg	7.0
T-1422H	28.75" (73.0cm)	22.12" (56.2cm)	14" x 22" (35.6cm x 55.9cm)	155lbs/70kg	7.0
T-1826H	32.75" (83.2cm)	26.12" (66.3cm)	18" x 26" (45.7cm x 66.0cm)	195lbs/89kg	14.0
T-2020H	27.75" (70.5cm)	28.12" (71.4cm)	20" x 21" (50.8cm x 53.3cm)	185lbs/84kg	14.0
T2-1221H	32.75" (83.2cm)	29.12" (74.0cm)	12" x 21" (30.5cm x 53.3cm)	185lbs/84kg	7.0

NOTES:

- Standard corner bumpers add 1.75" (4.4cm) to overall length and width.
- T-2 models dispense two separate stacks of trays.
- T-H & T2H models are 120 volt, 60 hertz, single phase, and include a 9' (2.7m) cord with plug.