



There's only one #1™

# Glo-Ray® Aluminum Infrared Strip Heaters

Models: GRA-18, -24, -30, -36, -42, -48, -54, -60, -66, -72, -84, -96, -108, -120, -132, -144  
GRAH-18, -24, -30, -36, -42, -48, -54, -60, -66, -72, -84, -96, -108, -120, -132, -144

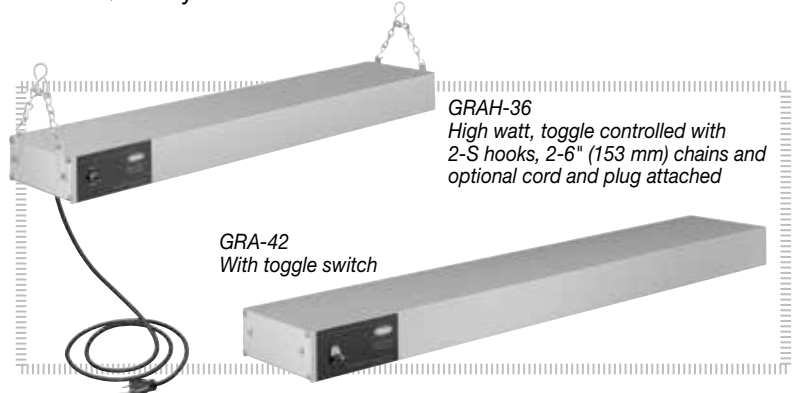
Safely hold the temperature of your product without drying out or further cooking food with Hatco's Glo-Ray® Infrared Aluminum Strip Heaters. The end result is hot, fresh food that's ready-to-serve. The continuous aluminum housing and heavy-duty mountings ensure the durability and quality of Hatco products.

## Standard features

- Prefocused heat pattern covers the entire holding surface
- Consistent holding temperatures with no "cold spots"
- Sturdy extruded aluminum housings that do not sag, in widths from 18" to 144" (457 to 3658 mm)
- Standard and high watt models available
- Reflector does not blacken, maintaining a consistent heat pattern
- Protective wire guards under heating element
- Insulation minimizes heat loss
- Factory assembled with mounting tabs, ready to install quickly and easily
- All units single phase only
- Additional reflector styles and lower wattage elements also available, please consult factory for more information

†Non-standard colors are non-returnable

Project \_\_\_\_\_  
 Item # \_\_\_\_\_  
 Quantity \_\_\_\_\_



## Options (available at time of purchase only)

- 6" (152 mm) housing - Designer Color or Gloss Finish† (clear anodized standard)
  - Warm Red     Black     Gray Granite     White Granite
  - Navy Blue     Hunter Green     Antique Copper     Radiant Red
  - Glossy Gray     Bold Black     Gleaming Gold     Brilliant Blue
- Indicator Light (not available as Built-In with Tandem Element option)
- Leads - Extended beyond standard 3' (914 mm), conduit on 120V, 208V, 240V models only (must specify lead length)
  - 1'-5" (305-1525 mm)     6'-10" (1829-3048 mm)
  - 11'-15" (3352-4572 mm)     16'-20" (4877-6096 mm)
- Sneeze Guard
  - 9.375" (238 mm) - One side     9.375" (238 mm) - Two sides
  - 14" (356 mm) - One side     14" (356 mm) - Two sides
- No Control
- Infinite Control (remote enclosure recommended), consult factory if element rating exceeds 12.2 amps
  - Built-in (max. of 12.2 amps) (remote installation recommended)
  - Remote Infinite Switch (max. 12.2 amps)
- Remote Control Enclosure - Designer Color or Gloss Finish† (clear anodized standard)
  - Warm Red     Black     Gray Granite     White Granite
  - Navy Blue     Hunter Green     Antique Copper     Radiant Red
  - Glossy Gray     Bold Black     Gleaming Gold     Brilliant Blue
- Adjustable Tubular Stands 10"-14" (254-356 mm) - Permanent, for hardwired installation
- Non-Adjustable Tubular Stands (choose clearance and color below)
  - 10" (254 mm)     12" (305 mm)     14" (356 mm)     16" (406 mm)
  - Designer Color or Gloss Finish for Stands† (clear anodized standard)
    - Warm Red     Black     Gray Granite     White Granite
    - Navy Blue     Hunter Green     Antique Copper     Radiant Red
    - Glossy Gray     Bold Black     Gleaming Gold     Brilliant Blue
- C-Leg Stands - Portable, for cord & plug installation
  - Standard Watt - 10" (254) clearance - for models up to 72" (1829 mm) wide
  - High Watt - 13.5" (343 mm) clearance - for models up to 72" (1829 mm) wide
- T-Leg Stands - for models up to 72" (1829 mm) wide, specify clearance - Portable, for cord & plug installation
  - 10" (254 mm) (Standard Watt)     13.5" (343 mm)     16" (406 mm)     18" (457 mm)
- Attached 6' (1829 mm) Cord & Plug Set on 120V models up to 72" (1829 mm) wide requires Standard Chain Mount Kit (two S hooks with two 6" (153 mm) lengths of chain), or add optional C-leg stands, or T-leg stands (see specific model for plug configuration)
- Two S hooks with two 6" (153 mm) lengths of chain - Stationary, for cord & plug installation
- Attached 6' (1829 mm) Cord & Plug Set on Export Price List models up to 96" (2438 mm) wide

## Accessories

- Adjustable Angle Brackets (with clearance above unit)
  - 1"-2" (25-51 mm)     7" (178 mm) - GRA models only
- Chain Suspension



HATCO CORPORATION | P.O. Box 340500 Milwaukee, WI 53234-0500 U.S.A.

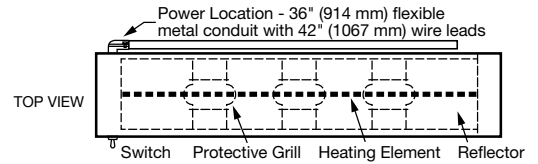
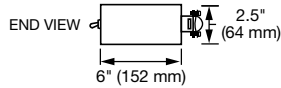
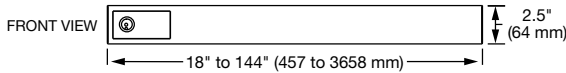
(800) 558-0607 | (414) 671-6350 | www.hatcocorp.com | equipsales@hatcocorp.com | intl@hatcocorp.com



# Glo-Ray® Aluminum Infrared Strip Heaters

Models: GRA-18, -24, -30, -36, -42, -48, -54, -60, -66, -72, -84, -96, -108, -120, -132, -144  
 GRAH-18, -24, -30, -36, -42, -48, -54, -60, -66, -72, -84, -96, -108, -120, -132, -144

## GRA and GRAH



## SPECIFICATIONS

### Glo-Ray® Aluminum Infrared Strip Heaters

**Phase:** All Single Phase

**Amps:** Amps on all models vary based on configuration – please consult factory.

The shaded areas contain electrical information for International models

Standard Watt			High Watt			Both Models		
Model	Volts	Watt	Model	Volts	Watt	Width x Depth x Height	Plug (Optional)	Ship Weight.*
GRA-18	120	250	GRAH-18	120	350	18" x 6" x 2.5" (457 x 153 x 64 mm)	NEMA 5-15P	7 lbs. (4 kg.)
	208			208			-	
	240			240			-	
	-	-		100	350		-	
	200	231		200	324		-	
	220	250		220	350		CEE 7-7 Schuko BS-1363	
	240							
220-230 (CE)*	250-273	220-230 (CE)*	350-383					
230-240 (CE)*	230-250	230-240 (CE)*	321-350					
GRA-24	120	350	GRAH-24	120	500	24" x 6" x 2.5" (610 x 153 x 64 mm)	NEMA 5-15P	8 lbs. (4 kg.)
	208			208			-	
	240			240			-	
	-	-		100	500		-	
	200	324		200	462		CEE 7-7 Schuko BS-1363	
	220	350		220	500			
	240							
220-230 (CE)*	350-383	220-230 (CE)*	500-547					
230-240 (CE)*	321-350	230-240 (CE)*	459-500					
GRA-30	120	450	GRAH-30	120	660	30" x 6" x 2.5" (762 x 153 x 64 mm)	NEMA 5-15P	9 lbs. (5 kg.)
	208			208			-	
	240			240			-	
	-	-		100	660		-	
	200	416		200	610		CEE 7-7 Schuko BS-1363	
	220	450		220	660			
	240							
220-230 (CE)*	450-492	220-230 (CE)*	660-721					
230-240 (CE)*	413-450	230-240 (CE)*	606-660					
GRA-36	120	575	GRAH-36	120	800	36" x 6" x 2.5" (914 x 153 x 64 mm)	NEMA 5-15P	9 lbs. (5 kg.)
	208			208			-	
	240			240			-	
	-	-		100	800		-	
	200	532		200	740		CEE 7-7 Schuko BS-1363	
	220	575		220	800			
	240							
220-230 (CE)*	575-629	220-230 (CE)*	800-875					
230-240 (CE)*	528-575	230-240 (CE)*	735-800					
GRA-42	120	675	GRAH-42	120	950	42" x 6" x 2.5" (1067 x 153 x 64 mm)	NEMA 5-15P	12 lbs. (6 kg.)
	208			208			-	
	240			240			-	
	-	-		100	950		-	
	200	624		200	878		CEE 7-7 Schuko BS-1363	
	220	675		220	950			
	240							
220-230 (CE)*	675-738	220-230 (CE)*	950-1038					
230-240 (CE)*	620-675	230-240 (CE)*	873-950					
GRA-48	120	800	GRAH-48	120	1100	48" x 6" x 2.5" (1219 x 153 x 64 mm)	NEMA 5-15P	13 lbs. (6 kg.)
	208			208			-	
	240			240			-	
	-	-		100	1100		-	
	200	740		200	1017		CEE 7-7 Schuko BS-1363	
	220	800		220	1100			
	240							
220-230 (CE)*	800-874	220-230 (CE)*	1100-1202					
230-240 (CE)*	735-800	230-240 (CE)*	1010-1100					

\* Shipping weight includes packaging and does not include RMB.

\* CE approved units for 220-230V utilize a 220V heating system; 230-240V CE units utilize a 240V heating system.



# Glo-Ray® Aluminum Infrared Strip Heaters

Models: GRA-18, -24, -30, -36, -42, -48, -54, -60, -66, -72, -84, -96, -108, -120, -132, -144  
 GRAH-18, -24, -30, -36, -42, -48, -54, -60, -66, -72, -84, -96, -108, -120, -132, -144

## SPECIFICATIONS

### Glo-Ray® Aluminum Infrared Strip Heaters

Phase: All Single Phase

Amps: Amps on all models vary based on configuration – please consult factory.

The shaded areas contain electrical information for International models

Standard Watt			High Watt			Both Models		
Model	Volts	Watt	Model	Volts	Watt	Width x Depth x Height	Plug (Optional)	Ship Weight.*
GRA-54	120	925	GRAH-54	120	1250	54" x 6" x 2.5" (1372 x 153 x 64 mm)	NEMA 5-15P	14 lbs. (7 kg.)
	208			208			-	
	240			240			-	
	200	855		200	1156		-	
	220	925		220	1250		CEE 7-7	
	240			240	1250		Schuko BS-1363	
	220-230 (CE)†			925-1011	220-230 (CE)†		1250-1366	
	230-240 (CE)†	850-925		230-240 (CE)†	1148-1250			
GRA-60	120	1050	GRAH-60	120	1400	60" x 6" x 2.5" (1524 x 153 x 64 mm)	NEMA 5-15P	16 lbs. (8 kg.)
	208			208			-	
	240			240			-	
	200	971		200	1295		-	
	220	1050		220	1400		CEE 7-7	
	240			240	1400		Schuko BS-1363	
	220-230 (CE)†			1050-1148	220-230 (CE)†		1400-1530	
	230-240 (CE)†	964-1050		230-240 (CE)†	1286-1400			
GRA-66	120	1160	GRAH-66	120 •	1560	66" x 6" x 2.5" (1676 x 153 x 64 mm)	NEMA 5-15P▶	16 lbs. (8 kg.)
	208			208			-	
	240			240			-	
	200	1073		200	1442		-	
	220	1160		220	1560		CEE 7-7	
	240			240	1560		Schuko BS-1363	
	220-230 (CE)†			1160-1268	220-230 (CE)†		1560-1705	
	230-240 (CE)†	1066-1160		230-240 (CE)†	1433-1560			
GRA-72	120	1275	GRAH-72	120 •	1725	72" x 6" x 2.5" (1829 x 153 x 64 mm)	NEMA 5-15P▶	18 lbs. (9 kg.)
	208			208			-	
	240			240			-	
	200	1179		200	1595		-	
	220	1275		220	1725		CEE 7-7	
	240			240	1725		Schuko BS-1363	
	220-230 (CE)†			1275-1394	220-230 (CE)†		1725-1886	
	230-240 (CE)†	1171-1275		230-240 (CE)†	1584-1725			
GRA-84‡	120 •	1500	GRAH-84‡	120 •	2050	84" x 6" x 2.5" (2134 x 153 x 64 mm)	-	19 lbs. (9 kg.)
	208			208			-	
	240			240			-	
	200	1387		200	1895		CEE 7-7	
	220	1500		220	2050		Schuko BS-1363	
	240			240	2050			
GRA-96‡	120 •	1725	GRAH-96‡	120 •	2400	96" x 6" x 2.5" (2438 x 153 x 64 mm)	-	21 lbs. (10 kg.)
	208			208			-	
	240			240			-	
	200	1595		200	2219		CEE 7-7	
	220	1725		220	2400		Schuko BS-1363	
	240			240	2400			
GRA-108‡♣	120	1850	GRAH-108‡♣	120	2500	108" x 6" x 2.5" (2743 x 153 x 64 mm)	-	23 lbs. (11 kg.)
	208			208			-	
	240			240			-	
	200	1710		200	2311			
	220	1850		220	2500			
	240			240	2500			
GRA-120‡♣	120	2100	GRAH-120‡♣	120	2800	120" x 6" x 2.5" (3048 x 153 x 64 mm)	-	26 lbs. (12 kg.)
	208			208			-	
	240			240			-	
	200	1942		200	2589			
	220	2100		220	2800			
	240			240	2800			

\* Shipping weight includes packaging and does not include RMB.

♣ CE approved units for 220-230V utilize a 220V heating system; 230-240V CE units utilize a 240V heating system.

• 120V models with infinite switch require tandem (end-to-end) elements, consult factory for applications.

♣ Glo-Ray models 108"-144" (2743-3048 mm) wide and 120V models of GRAH-84 and GRAH-96 contain tandem (end-to-end) elements that may be individually controlled.

‡ Not available with CE Mark.

▶ GRAH-66 and GRAH-72 require NEMA 5-20P cord for Canada.

HATCO CORPORATION | P.O. Box 340500 Milwaukee, WI 53234-0500 U.S.A.

(800) 558-0607 | (414) 671-6350 | www.hatcocorp.com | equipmentsales@hatcocorp.com | intl@hatcocorp.com



# Glo-Ray® Aluminum Infrared Strip Heaters

Models: GRA-18, -24, -30, -36, -42, -48, -54, -60, -66, -72, -84, -96, -108, -120, -132, -144  
 GRAH-18, -24, -30, -36, -42, -48, -54, -60, -66, -72, -84, -96, -108, -120, -132, -144

## SPECIFICATIONS

### Glo-Ray® Aluminum Infrared Strip Heaters

Phase: All Single Phase

Amps: Amps on all models vary based on configuration – please consult factory.

The shaded areas contain electrical information for International models

Standard Watt			High Watt			Both Models		
Model	Volts	Watt	Model	Volts	Watt	Width x Depth x Height	Plug (Optional)	Ship Weight.*
GRA-132†♣	120	2320	GRAH-132†♣	120	3120	132" x 6" x 2.5" (3353 x 153 x 64 mm)	-	30 lbs. (14 kg.)
	208							
	240							
	200							
	220							
	240							
GRA-144†♣	120	2550	GRAH-144†♣	120	3450	144" x 6" x 2.5" (3658 x 153 x 64 mm)	-	33 lbs. (15 kg.)
	208							
	240							
	200							
	220							
	240							

\* Shipping weight includes packaging and does not include RMB.

♣ Glo-Ray models 108"-144" (2743-3048 mm) wide and 120V models of GRAH-84 and GRAH-96 contain tandem (end-to-end) elements that may be individually controlled.

† Not available with CE Mark.

## TOGGLE SWITCH

Toggle Switch: Max. 15 amps. Location: Chef's left side standard, other options available.

## INFINITE SWITCH

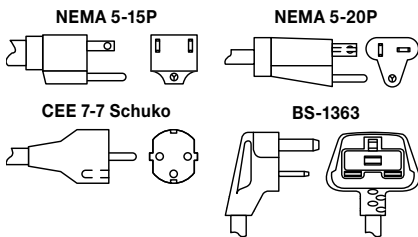
Max. 12.2 amps

## LEADS

36" (914 mm) flexible metal conduit with 42" (1067) wire leads.  
 USA/Canada: 3" (914 mm) conduit with leads – server's right.  
 Export/Euro: 6" (152 mm) leads – server's right.

## PLUG CONFIGURATIONS

Please refer to electrical specification chart.



## RECOMMENDED MOUNTING HEIGHTS

(Refer to the Installation section of the Manual on the Hatco website)

Standard Watt: 8"-11" (203-279 mm) High Watt: 11"-14" (279-356 mm)

## MINIMUM CLEARANCES

### Combustibles

Below oversheaf: 1" (25 mm) clearance.  
 Unit to surface below: High watt, 13.5" (343 mm) or Standard watt - 10" (254 mm).  
 Unit to wall: 3" (76 mm).

### Non-Combustibles

#### Hardwired with Built-In Switches:

Must be installed in a pass through area.  
 Below oversheaf: 1" (25 mm) clearance.  
 Unit to surface below:  
 High watt with infinite control or indicator light - 10" (254 mm).  
 High watt with On/Off toggle switch - 8" (203 mm).

#### Corded Units with Built-In Switches:

Must be installed in a pass through area.  
 Below oversheaf: 3" (76 mm) clearance.  
 Unit to surface below: High watt: 11" (279 mm) or Standard watt: 10" (254 mm).

#### Hardwired Units with Remote Switches:

May be installed against a non-combustible back wall and flush to an oversheaf.  
 Unit to surface below: 8" (203 mm).  
 Setback from the front of an oversheaf: Maximum 10" (254 mm).

## REMOTE CONTROL ENCLOSURES

RMB series uses one Control Box per Strip Heater - If RMB2 series is used, multiple warmers can be controlled from one box (U.S., Canada only). CE models require any remote switches be contained in a Remote Control Enclosure. For more details, see "Choose Remote Box" section listed under "Resources" on the Hatco website, or consult Price List.

Model	Width	Maximum Infinite/Toggle Switches	
		U.S., Canada, Export U.S. Dollar	Euro
RMB-3	6" (150 mm)	1 infinite or 2 toggle	1 infinite or 2 toggle
RMB-7	9.375" (239 mm)	2 infinite or 4 toggle	2 infinite or 3 toggle
RMB-14	14.375" (366 mm)	4 infinite or 6 toggle	4 infinite or 4 toggle
RMB-16	16.375" (417 mm)	4 infinite with 1 toggle	-
RMB-20	20.375" (518 mm)	4 infinite with 3 toggle	-
RMB2-1R	11" (279 mm)	1 toggle, 1 infinite, 1 relay, 1 indicator light	-
RMB2-2R	14" (356 mm)	1 toggle, 1 infinite, 2 relays, 1 indicator light	-

## PRODUCT SPECS

### Infrared Foodwarmer

The Infrared Foodwarmer shall be a Glo-Ray®, manufactured by the Hatco Corporation, Milwaukee, WI 53234 U.S.A.

The Strip Heater shall be a Glo-Ray model ..., rated at ... watts, ... volts, single phase and be ... inches (millimeters) in overall width. The Glo-Ray shall consist of an aluminum housing and include as standard equipment four stainless steel shelf mounting tabs and an on-off switch may be optionally installed remotely or to either

the front or rear of the unit. The infrared heating element shall be tubular metal sheathed. The foodwarmer shall be factory assembled ready for electrical installation. Options and accessories shall include adjustable or non-adjustable tubular stand, C-leg stand, T-leg stand, angle brackets, suspension chain and fittings, sneeze guard, cord and plug set, indicator light, and infinite control – remote or built-in.  
 24/7 parts and service assistance (U.S. and Canada only)

HATCO CORPORATION | P.O. Box 340500 Milwaukee, WI 53234-0500 U.S.A.

(800) 558-0607 | (414) 671-6350 | www.hatcocorp.com | equipmentsales@hatcocorp.com | intl@hatcocorp.com