



Project _____
 Item # _____
 Quantity _____

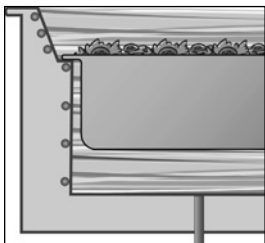
Remote Refrigerated Drop-In Wells

Models: CWBR-1, -2, -3, -4, -5, -6
 CWBX-1, -2, -3, -4, -5, -6

Hatcos Remote Refrigerated Drop-In Wells keep pre-chilled food products at safe serving temperatures but in remote configurations that offer more flexibility in your particular dining design needs. Unique top angled inside wall design allows cold air to effectively blanket your food product to keep the food optimally cold and fresh.

Standard features

- Top mount unit holds full-size pans in 1- to 6-pan configurations
- NSF 7 approved cold wall construction utilizes R-404A refrigerant keeping food product cold without drying it out
- Auto-defrost is activated through an advanced electronic controller programmed at the customer location
- 1" NPT drain simplifies cleaning
- Matches the Hatco line of Wells for a full integrated look
- **CWBR models only:**
 - Include a condensing unit (shipped loose – can be field mounted up to 50' [15.24 meters] of tubing from unit) and control panel (shipped loose – probe wires are 16' [4.9 meters]) for installing in more convenient or desirable locations
- **CWBX models only:**
 - Includes a control panel (shipped loose – probe wires are 16' [4.9 meters]) but without a condensing unit for the increased flexibility of multiple cold well configurations



Unique angled inside wall design provides easy access and clear views, while allowing cold air to effectively blanket your food product

Remote models consist of these components shipped loose



Model CWBR-6 with accessory (hotel) food pans



Control panel (Shipped loose)



Condensing Unit CWBR with a Condensing Unit CWBX without a Condensing Unit

Options (available at time of purchase only)

- Additional Four-Year Parts Only Warranty on the Compressor (CWBR only) at Time of Unit Purchase
- Slant Kit to give Cold Wells a 5° tilt

Accessories

Pan Support Bars

- 12" (305 mm), hangs from 20" (508 mm) Pan Support Bar
- 20" (508 mm), hangs from pan shelf

Stainless Steel Food Pans:

- Third-Size (2.5" [64 mm] H)
- Half-Size (2.5" [64 mm] H)
- Full-Size (2.5" [64 mm] H)
- Full-Size (4" [101 mm] H)
- Full-Size (6" [152 mm] H)

- False Bottom (perforated false bottom)

Trivets:

- Half-Size (10.19" [259 mm] W x 7.625" [194 mm] D)
- Full-Size (10.125" [259 mm] W x 18" [457 mm] D)



HATCO CORPORATION | P.O. Box 340500 Milwaukee, WI 53234-0500 U.S.A. | (800) 558-0607 | (414) 671-6350
 Fax: (800) 543-7521 | Int'l. Fax: (414) 671-3976 | www.hatcocorp.com | equipsales@hatcocorp.com | intlsales@hatcocorp.com



Remote Refrigerated Drop-In Wells

Models: CWBR-1, -2, -3, -4, -5, -6, CWBX-1, -2, -3, -4, -5, -6

Ordering Instructions:

Please specify the following with each order:

1. Desired Voltage:

120 (220-240V CWBX only)

2. Number of Drop-In Wells Required:

1-, 2-, 3-, 4-, 5- or 6-pan as rectangular, full-size, 12" x 20", (305 mm x 508 mm)

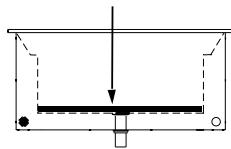
3. Remote Refrigeration

NOTE: Shipped loose: Cold Well with Temperature Probe, Control Panel (Probe wires are 16' [4.9 meters]) and a TXV valve

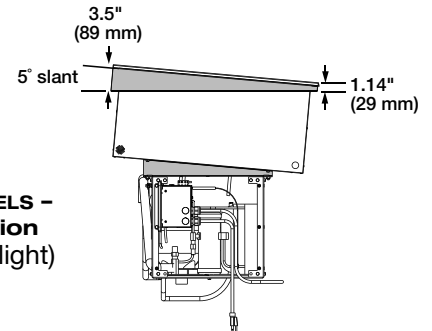
- A. CWBR with a condensing unit - may be field mounted up to 50' (15.24 meters) of tubing from the unit - that is shipped loose (Solenoid Valve attached to Cold Well)
- B. CWBX, Condensing Unit not included (Solenoid Valve attached to Cold Well)

ALL MODELS - False Bottom Accessory
1-part, 2- or 3-part, depending on pan size

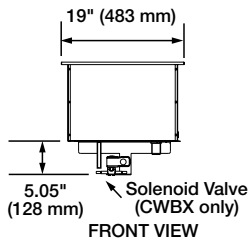
Placed on bottom of unit



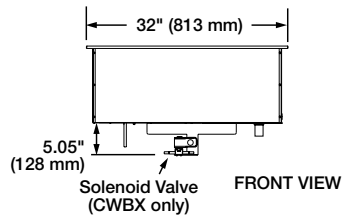
ALL MODELS - Slant Option
(gray highlight)



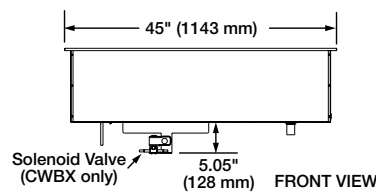
Model CWBR-1, CWBX-1



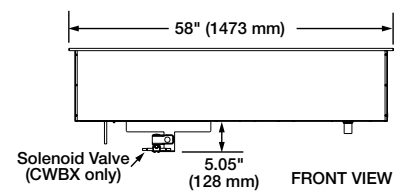
Model CWBR-, CWBX-2



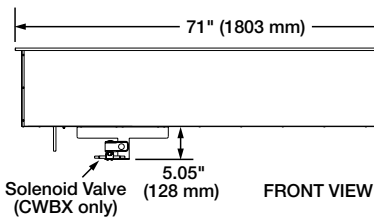
Model CWBR-, CWBX-3



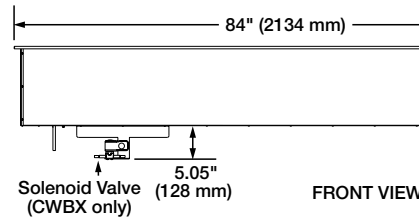
Model CWBR-, CWBX-4



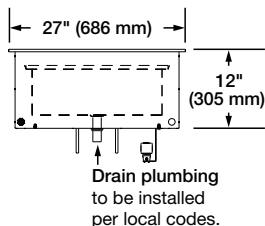
Model CWBR-5, CWBX-5



Model CWBR-6, CWBX-6

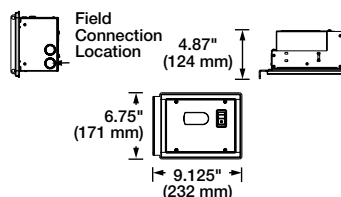


All Models Side View



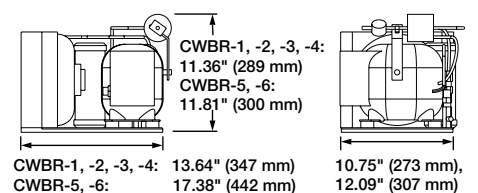
All Models Control Panel

May be field mounted up to 16' (4.9 meters) from unit



Model CWBR only Condensing Unit

May be field mounted up to 50' (15.24 meters) from unit



HATCO CORPORATION | P.O. Box 340500 Milwaukee, WI 53234-0500 U.S.A. | (800) 558-0607 | (414) 671-6350

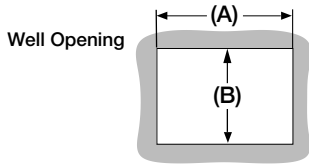
Fax: (800) 543-7521 | Int'l. Fax: (414) 671-3976 | www.hatcocorp.com | equipmentsales@hatcocorp.com | intlsales@hatcocorp.com



Remote Refrigerated Drop-In Wells

Models: CWBR-1, -2, -3, -4, -5, -6, CWBX-1, -2, -3, -4, -5, -6

Cutout Dimensions for Remote Refrigerated Drop-In Wells



Model	Minimum Width (A)	Maximum Width (A)	Minimum Depth (B)	Maximum Depth (B)
CWBR-1, CWBX-1	17.125" (435 mm)	18" (457 mm)	25.19" (640 mm)	26" (660 mm)
CWBR-2, CWBX-2	30.125" (765 mm)	31" (787 mm)	25.19" (640 mm)	26" (660 mm)
CWBR-3, CWBX-3	43.125" (1095 mm)	44" (1118 mm)	25.19" (640 mm)	26" (660 mm)
CWBR-4, CWBX-4	56.125" (1426 mm)	57" (1448 mm)	25.19" (640 mm)	26" (660 mm)
CWBR-5, CWBX-5	69.125" (1756 mm)	70" (1778 mm)	25.19" (640 mm)	26" (660 mm)
CWBR-6, CWBX-6	82.125" (2086 mm)	83" (2108 mm)	25.19" (640 mm)	26" (660 mm)

SPECIFICATIONS Remote Refrigerated Drop-In Wells

The shaded areas contain electrical information for International models

Model†	Dimensions Δ (Width x Depth x Height)	Voltage	Load/ BTU/H	HP	Watts	Amps	Phase	Ship Weight
CWBR-1	19" x 27" x 12" (483 x 686 x 305 mm)	120	330	N/A	804	6.7	Single	131 lbs. (59 kg)
CWBX-1								80 lbs (36 kg)
CWBX-1		220/230/240	17	.01				
CWBR-2	32" x 27" x 12" (813 x 686 x 305 mm)	120	630	N/A	804	6.7	Single	160 lbs. (73 kg)
CWBX-2								123 lbs. (56 kg)
CWBX-2		220/230/240	17	0.1				
CWBR-3	45" x 27" x 12" (1143 x 686 x 305 mm)	120	930	N/A	804	6.7	Single	213 lbs. (97 kg)
CWBX-3								150 lbs (68 kg)
CWBX-3		220/230/240	17	0.1				
CWBR-4	58" x 27" x 12" (1473 x 686 x 305 mm)	120	1230	N/A	1044	8.7	Single	235 lbs. (107 kg)
CWBX-4								176 lbs. (80 kg)
CWBX-4		220/230/240	17	0.1				
CWBR-5	71" x 27" x 12" (1803 x 686 x 305 mm)	120	1530	N/A	1380	11.5	Single	271 lbs. (123 kg)
CWBX-5								211 lbs. (96 kg)
CWBX-5		220/230/240	17	0.1				
CWBR-6	84" x 27" x 12" (2134 x 686 x 305 mm)	120	1830	N/A	1380	11.5	Single	313 lbs. (142 kg)
CWBX-6								250 lbs. (113 kg)
CWBX-6		220/230/240	17	0.1				

† Models shipped with electronic temperature control and TXV valve (all shipped loose). Exception: CWBR units include a condensing unit and the CWBX units include a solenoid valve attached to well.

Δ For CWBX models only, add 5.05" (128 mm) to the height for the attached solenoid valve.

PRODUCT SPECS Remote Refrigerated Drop-In Wells

The NSF 7 approved Remote Refrigerated Drop-In Full-Size Rectangular Well shall be a Model ... as manufactured by the Hatco Corporation, Milwaukee, WI 53234 U.S.A.

The Refrigerated Drop-in Well shall be rated at ... watts, ... volts, ... hp, and be ... inches (millimeters) in overall width and be ... inches (millimeters) in overall depth. It shall utilize R-404A refrigerant and consist of an aluminized steel housing with a stainless bezel, an electronic temperature control, pan support bars for full-size pans and with or

without a condensing unit (compressor, sight glass, service valves, receiver and dryer).

Accessories may include pan support bars, false bottom, trivets and stainless steel food pans.

Warranty consists of 24/7 parts and service assistance (U.S. and Canada only).

HATCO CORPORATION | P.O. Box 340500 Milwaukee, WI 53234-0500 U.S.A. | (800) 558-0607 | (414) 671-6350

Fax: (800) 543-7521 | Int'l. Fax: (414) 671-3976 | www.hatcocorp.com | equipmentsales@hatcocorp.com | intl@hatcocorp.com