



ITEM#

DECORATIVE HEAT LAMPS

Models DL-400, -500, -600, -700, -725, -750, -760, -775, -800
DLH-400, -500, -600, -700, -725, -750, -760, -775, -800

Hatco Decorative Heat Lamps hold food warm at kitchen work areas, waitress pickup stations, or customer serving points, while enhancing your décor. Complement your décor with the 200 watt maximum lighting only option. Match your heat lamps to your customer lighting needs.

FLEXIBILITY

The Hatco DL series offers great flexibility with standard and high watt bulbs, or lighting only applications, nine lamp shade styles, eight different mounting arrangements, four switch options, and twenty colors to customize your operation.

QUALITY

The following features assure the finest performance for years to come.

- Standard and high watt bulbs available.
- Models available in nine lamp shade styles.
- Eight different mounting arrangements to choose from.
- Four switch options.
- Available in seven *Designer* colors: Warm Red, Black, Gray Granite, White Granite, Navy Blue, Hunter Green, Antique Copper.
- Available in seven gloss finishes: Smooth White, Gleaming Gold, Glossy Gray, Bold Black, Radiant Red (lampshade only), Brilliant Blue (lampshade only), Clear Brushed Metal (lampshade only) (Special processing required)
- Available in six plated finishes: Bright Brass, Bright Nickel, Bright Copper, Antique Brass, Antique Nickel, Antique Bronze (Special processing required)
- Available for food holding and display, or lighting only applications.

NOTE: Decorative Heat Lamps (DL and DLH Series) are non-returnable.



Now you can develop your own Hatco Decorative Heat Lamp solutions with our online lamp configurator.

Just visit www.hatcocorp.com and click on "Decorative Heat Lamps" to get started.



HATCO CORPORATION P.O. Box 340500 Milwaukee, WI 53234-0500 U.S.A.
(800) 558-0607 • (414) 671-6350 • Fax (800) 543-7521 • Int'l. Fax (414) 671-3976
www.hatcocorp.com • E-mail: equipsales@hatcocorp.com

Form No. DL Spec Sheet

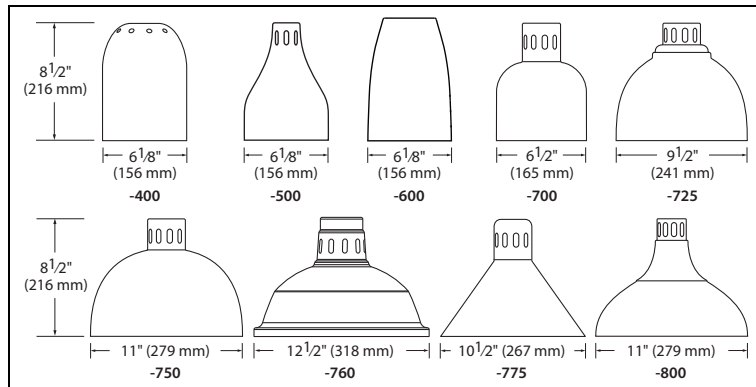
Printed in U.S.A.
October 2010



DECORATIVE HEAT LAMPS

Models DL-400, -500, -600, -700, -725, -750, -760, -775, -800
DLH-400, -500, -600, -700, -725, -750, -760, -775, -800

SHADE STYLES & DIMENSIONS

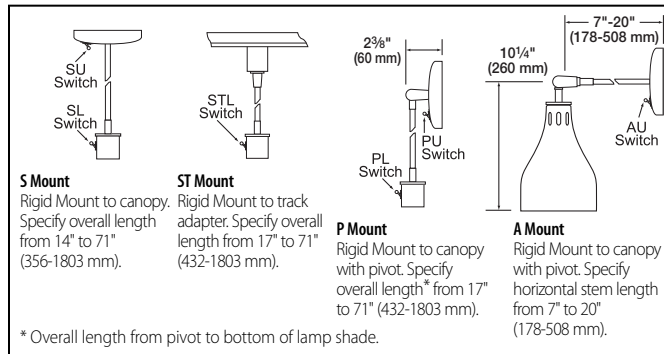
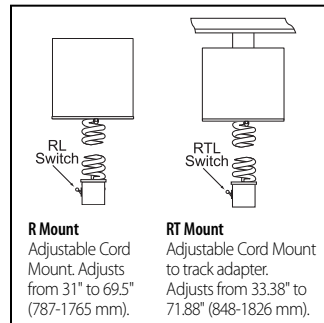
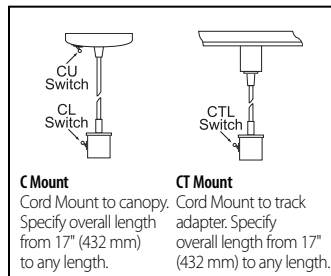


SPECIFICATIONS

Model [▲]	Maximum Watt Bulb (Not Included)	Volts [*]	Shipping Weight
DL (Luminaire)	200	120	6-10 lbs. (3-6 kg) ▼
DL (Standard)	250	120	6-10 lbs. (3-6 kg) ▼
DLH (High Watt)	375	120	6-10 lbs. (3-6 kg) ▼

▲ Not field convertible. * Single phase. ▼ Depending on components.

MOUNTING STYLES



ORDERING INSTRUCTIONS

Luminaire lamps are for lighting only. LUMINAIRE option must be specified when lamps are utilized for decorative purposes only (no heating). This option is not field convertible. Maximum 200 watts.

CLEARANCE REQUIREMENTS

NOTE: Install STANDARD WATT (120V bulb, 250W) no closer than 1" (25 mm) from a sidewall and no closer than 16" (406 mm) above a flammable surface, or no closer than 5" (127 mm) to a non-combustible surface.

NOTE: Install HIGH WATT (120V, 375W bulb) no closer than 1" (25 mm) from a sidewall and no closer than 27" (686 mm) above a flammable surface, or no closer than 5" (127 mm) to a non-combustible surface.

Specify the following information with your order.

1. **Voltage:** 120V (240V Export Models)

2. **Bulb Code:** 200W = Luminaire, 250W = DL, 375W (UL Listed) = DLH

Bulb Color/Coating:

250W- Clear Uncoated, Clear Coated, Red Uncoated, or Red Coated

375W- Clear Uncoated, Clear Coated, Red Uncoated, or Red Coated

3. **Shade Style Code:** -400, -500, -600, -700, -725, -750, -760, -775, -800

Unit Color: Warm Red, Black, Gray Granite, White Granite, Navy Blue, Hunter Green, Antique Copper, Smooth White, Gleaming Gold, Glossy Gray, Bold Black, Radiant Red* (lampshade only), Brilliant Blue* (lampshade only), Clear Brushed Metal* (lampshade only), Bright Brass*, Bright Nickel*, Bright Copper*, Antique Nickel*, Antique Brass*, Antique Bronze*

4. **Mounting Style Code:** R, RT, C, CT, S, ST, P, A

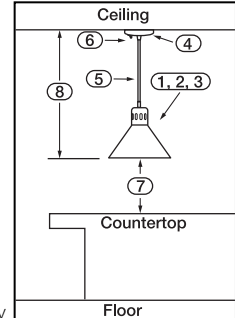
5. **Cord/Track Color:** Black (standard), White (optional)

6. **Switch Location Code:** Upper (U), Lower (L), Remote (R), or None (N). (DLH must be remote or none).

7. **Clearance:** from bulb to surface (see NOTE above)

8. **Overall Unit Length:** from ceiling to bottom of warmer lamp shade or from center of shade to wall

* Special process required, see price list for additional pricing.



4. **Mounting Style Code:** R, RT, C, CT, S, ST, P, A

5. **Cord/Track Color:** Black (standard), White (optional)

6. **Switch Location Code:** Upper (U), Lower (L), Remote (R), or None (N). (DLH must be remote or none).

7. **Clearance:** from bulb to surface (see NOTE above)

8. **Overall Unit Length:** from ceiling to bottom of warmer lamp shade or from center of shade to wall

* Special process required, see price list for additional pricing.

Example	Also specify when ordering:
DLH-400-CR	Bulb Style
	Shade Color
	Track Color/Length
	Cord Color
	Overall Length

SWITCH LOCATIONS

U – Upper ▼

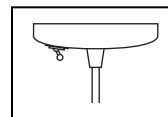
R – Remote ♦

L – Lower ▼

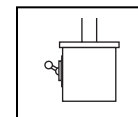
N – None (supplied by installer)

▼ Not available on high watt models. ♦ Not available on A mounting style.

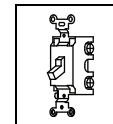
~ Not available on track mounts or R mounting style. ♦ Up to seven 250W lamps, or five 375W lamps maximum per remote switch.



Upper Switch



Lower Switch



Remote Switch

(Accommodates 16 amps)

OPTIONS (NOT FOR RETROFIT)

- Designer Colors: Warm Red, Black, Gray Granite, White Granite, Navy Blue, Hunter Green, Antique Copper
- Gloss Finishes: Smooth White, Gleaming Gold, Glossy Gray, Bold Black (standard), Radiant Red (Lamp shade only), Brilliant Blue (Lamp shade only), Clear Brushed Metal (Lamp shade only)
- Plated Finishes: Bright Brass, Bright Nickel, Bright Copper, Antique Nickel, Antique Brass, Antique Bronze
- White Cord (Black is standard) (C and R mounts only)
- Luminaire Lighting (200W bulb maximum – not included)

ACCESSORIES

- Uncoated Clear Bulb, 250W

- Coated Clear Bulb, 250W
- Uncoated Red Bulb, 250W
- Coated Red Bulb, 250W
- Uncoated Clear Bulb, 375W (120V DLH models only)
- Coated Clear Bulb, 375W (120V DLH models only)
- Uncoated Red Bulb, 375W (120V DLH models only)
- Coated Red Bulb, 375W (120V DLH models only)
- Track Mount Bar (Specify 4', 8', or 12' (1219, 2438, or 3658 mm) track length and color option of black or white for track and adapter) (120V only) (Maximum 1920 watts per any length track)
- Additional Track Installation and Modification Kit (Specify color option of black or white)

PRODUCT SPECS

Decorative Heat Lamp

The Decorative Heat Lamp shall be a Hatco Model ... as manufactured by the Hatco Corporation, Milwaukee, WI 53234 U.S.A.

With 24/7 parts and service assistance (U.S. and Canada only), the Decorative

Heat Lamp shall be rated at ... watts, ... volts and be ... inches (millimeters) in overall length. It shall consist of a vented lamp shade and mounting. Switch locations can be upper, lower, remote or supplied by installer. Bulb options are uncoated or coated, clear or red, 250W (DL models) or 375W (DLH models).

HATCO CORPORATION P.O. Box 340500 Milwaukee, WI 53234-0500 U.S.A. • (800) 558-0607 • (414) 671-6350
Fax (800) 543-7521 • Int'l. Fax (414) 671-3976 • www.hatcocorp.com • E-mail: equipsales@hatcocorp.com