



GLO-RAY[®] HEATED GLASS MERCHANDISING WARMERS

Models GR3SDH-27, -33, -39 GR3SDH-27D, -33D, -39D
GR3SDS-27, -33, -39 GR3SDS-27D, -33D, -39D

For self-serve operations, the Hatco Glo-Ray Heated Glass Merchandising Warmers increase holding capacities and impulse sales. Featuring Hatco's patented heated glass shelves, product is placed at customers' fingertips, while allowing them to view all their choices at once. Designed specifically to hold hot wrapped or boxed product at proper serving temperatures, the addition of a top shelf used to display short term held food for which serving temperature is not critical, provides extra capacity while using the same amount of counterspace.

The transparent shelf utilizes a patented heated glass, which radiates heat down while conducting heat up, allowing you to hold foods longer and safer at optimum serving temperatures.

FLEXIBILITY

Available with slant or horizontal shelves, the Glo-Ray Heated Glass Merchandisers are offered in three widths of 27 $\frac{1}{4}$ ", 33 $\frac{1}{4}$ ", and 39 $\frac{1}{4}$ " (692, 845, and 997 mm), with single or dual shelves.

The patented heated glass shelf provides an even heat source for top and bottom heat to safely hold product, along with superior visibility to promote and display product.

Options and accessories include stainless steel or *Designer* color units, *Designer* color posts, *Designer* color base panels, sign holder for top and middle shelves, flip up doors, and 4" (102 mm) legs.


QUALITY

The following features assure the finest performance for years to come.

- The patented heated glass shelf provides an even heat source for top and bottom heat to safely hold product.
- High visibility self-serve merchandiser.
- These merchandisers feature a thermostatically-controlled, hardcoated heated base and a cord and plug.
- All models are shipped with 2 $\frac{1}{2}$ " (64 mm) adjustable legs and factory attached 6' (1829 mm) cord and plug.



Model GR3SDS-39 with optional *Designer* color and accessory top sign holder (graphic not included)



Model GR3SDH-39D with optional *Designer* color and accessory shelf sign holders (graphic not included)



Model GR3SDH-39 in optional stainless steel



Model GR3SDS-39D in optional *Designer* color



Divider Rods

Model Width	Divider Rods Provided	Average Chute Width
27 $\frac{1}{4}$ " (692 mm)	5 Rods per Shelf	4" (102 mm)
33 $\frac{1}{4}$ " (845 mm)	6 Rods per Shelf	4 $\frac{1}{4}$ " (108 mm)
39 $\frac{1}{4}$ " (997 mm)	7 Rods per Shelf	4 $\frac{1}{2}$ " (114 mm)



HEATED GLASS SHELVES AND BASE BLANKET HEATING ELEMENTS ARE WARRANTED AGAINST BURNOUT FOR ONE YEAR.

HATCO CORPORATION P.O. Box 340500 Milwaukee, WI 53234-0500 U.S.A.
(800) 558-0607 • (414) 671-6350 • Fax (800) 543-7521 • Int'l. Fax (414) 671-3976
www.hatcocorp.com • E-mail: equipsales@hatcocorp.com

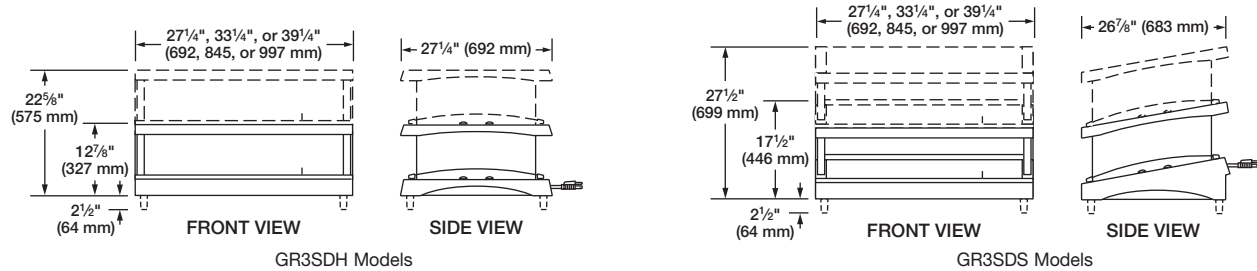
Form No. GR3SD-1006(S)

Printed in U.S.A.



GLO-RAY® HEATED GLASS MERCHANDISING WARMERS

Models GR3SDH-27, -33, -39 GR3SDH-27D, -33D, -39D
GR3SDS-27, -33, -39 GR3SDS-27D, -33D, -39D



Top shelf should only be used for non-hazardous foods.

SPECIFICATIONS

Horizontal Models – Single Shelf

Model*	Width	Watts	Amps	Shipping Weight
GR3SDH-27	27 1/4" (692 mm)	1010	8.4	50 lbs. (23 kg)
GR3SDH-33	33 1/4" (845 mm)	1240	10.3	58 lbs. (26 kg)
GR3SDH-39	39 1/4" (997 mm)	1490	12.4	66 lbs. (30 kg)

Horizontal Models – Dual Shelf

Model*	Width	Watts	Amps	Shipping Weight
GR3SDH-27D	27 1/4" (692 mm)	1790	14.9	90 lbs. (41 kg)
GR3SDH-33D	33 1/4" (845 mm)	2210	10.3	100 lbs. (45 kg)
GR3SDH-39D	39 1/4" (997 mm)	2660	12.4	112 lbs. (51 kg)

Slant Models – Single Shelf

Model*	Width	Watts	Amps	Shipping Weight
GR3SDS-27	27 1/4" (692 mm)	1010	8.4	72 lbs. (33 kg)
GR3SDS-33	33 1/4" (845 mm)	1240	10.3	80 lbs. (36 kg)
GR3SDS-39	39 1/4" (997 mm)	1490	12.4	92 lbs. (42 kg)

Slant Models – Dual Shelf

Model*	Width	Watts	Amps	Shipping Weight
GR3SDS-27D	27 1/4" (692 mm)	1790	14.9	128 lbs. (58 kg)
GR3SDS-33D	33 1/4" (845 mm)	2210	10.3	140 lbs. (64 kg)
GR3SDS-39D	39 1/4" (997 mm)	2660	12.4	158 lbs. (72 kg)

* NSF requires units over 36" (914 mm) in width or weighing more than 80 lbs. (36 kg) to be either sealed, or raised on the installation surface with the 2 1/2" (64 mm) legs included.

DIMENSIONS

GR3SDH Single Shelf Models: 27 1/4", 33 1/4", or 39 1/4"W x 27 1/4"D x 15 3/8"H w/legs (692, 845, or 997 x 692 x 391 mm).
GR3SDH Dual Shelf Models: 27 1/4", 33 1/4", or 39 1/4"W x 27 1/4"D x 25 1/8"H w/legs (692, 845, or 997 x 692 x 638 mm).
GR3SDS Single Shelf Models: 27 1/4", 33 1/4", or 39 1/4"W x 26 7/8"D x 20"H w/legs (692, 845, or 997 x 683 x 508 mm).
GR3SDS Dual Shelf Models: 27 1/4", 33 1/4", or 39 1/4"W x 26 7/8"D x 30"H w/legs (692, 845, or 997 x 683 x 762 mm).

Useable Heated Shelf Space:

GR3SDS or GR3SDH-27, -27D: 23 1/4"W x 21 1/4"D (591 x 540 mm).
GR3SDS or GR3SDH-33, -33D: 29 1/4"W x 21 1/4"D (743 x 540 mm).
GR3SDS or GR3SDH-39, -39D: 35 1/4"W x 21 1/4"D (895 x 540 mm).

VOLTAGE

Single Shelf Models: 120 volts, single phase
(uses NEMA 5-15P, models GR3SDH-39 and GR3SDS-39 use NEMA 5-20P for Canada).

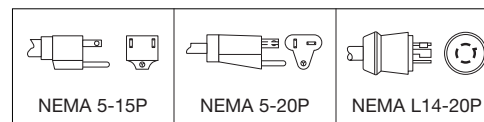
Dual Shelf Models:

GR3SDH-27D and GR3SDS-27D: 120 volts, single phase
(uses NEMA 5-15P, uses NEMA 5-20P for Canada).
GR3SDH-33D, -39D and GR3SDS-33D, -39D: 120/208 or 120/240, single phase (uses NEMA L14-20P).

CORD LOCATION

Right rear on server side.

PLUG CONFIGURATIONS



OPTIONS (NOT FOR RETROFIT)

- Designer Color Base and Shelves, Posts, and Base End Panels: Warm Red, Black, Gray Granite, White Granite, Navy Blue, and Hunter Green
- Stainless Steel Body, Base, and Base End Panels (Unpainted Posts)
- Flip-up Doors – Front or Back

ACCESSORIES

- Painted Shelf Sign Holder – Top or Intermediate Shelf
- Top Shelf 12" (305 mm) Vertical Sign Holder – Top Shelf Only
- 5" (127 mm) Breath Protector
- 4" (102 mm) Legs
- Additional Stainless Steel Divider Rods

PRODUCT SPECS

Heated Glass Merchandising Warmer

The Heated Glass Merchandiser shall be a Glo-Ray® model.... as manufactured by the Hatco Corporation, Milwaukee, WI 53234 U.S.A.

The Merchandiser shall be rated atwatts,volts, single phase, and beinches (millimeters) in overall width.

The Glo-Ray shall consist of a thermostatically-controlled, hardcoated heated base, glass heated shelf(ves), and adjustable divider rods.

Accessories shall include flip up doors, sign holder for top and middle shelves, breath protectors, 4" (102 mm) legs, and additional divider rods.