



GLO-RAY® INFRARED FOODWARMERS

Models GRAH-18, -24, -30, -36, -42, -48, -54, -60, -66, -72, -84, -96, -108, -120, -132, -144 GRH-24, -36, -48, -60, -72, -96
 GRA-18, -24, -30, -36, -42, -48, -54, -60, -66, -72, -84, -96, -108, -120, -132, -144 GR-24, -36, -48, -60, -72, -96

Hatco Glo-Ray Infrared Foodwarmers keep all hot foods at optimum serving temperatures longer. Foods do not dry out or become discolored; even the most delicate dishes hold that "just-prepared" look. The Glo-Ray pre-focused heat pattern directs heat from a tubular element to bathe the entire holding surface.

FLEXIBILITY

The continuous housings, up to 12' (3658 mm) in width (aluminum only), are very strong and eliminate the danger of sagging. Sturdy stainless steel housings are available up to 8' (2438 mm).

A 3" or 6" (76 or 152 mm) spacer is available as well as shatter-resistant incandescent lights that illuminate the warming area. **Remote infinite control installation is mandatory on all dual foodwarmers and recommended on all other installations.**

Remote control enclosures are available in several sizes, built in accordance with UL Standards to accommodate switches, indicator lights and wiring, ready for installation.

Optional breath protectors can be ordered with most *aluminum* Glo-Ray models and meet NSF Standards for display areas and buffet lines. Made of shatterproof, easy-to-clean acrylic, they provide a safe environment for the food.

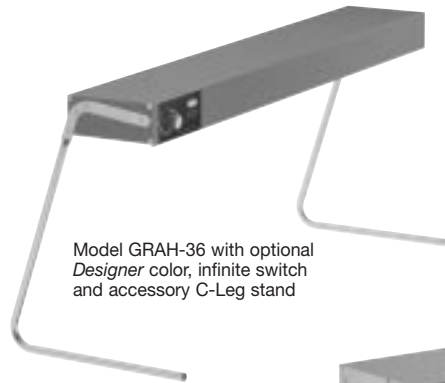
The *Designer* color option helps blend warmers into any décor. Powdercoating provides a durable surface that is easy to clean.

An on-off switch may be installed in front or back of the unit to suit the location. All Glo-Ray models are shipped factory-assembled, with mounting tabs, ready-to-install quickly and easily.

QUALITY

The following features assure the finest performance for years to come:

- Available in widths from 18" to 12' (457-3658 mm).
- Sturdy continuous aluminum housings eliminate sagging.
- Pre-focused heat maintains serving temperatures longer without continuing to cook the food.
- Variety of models, configurations, colors and accessories provide unlimited design flexibility.
- Optional coated shatter-resistant incandescent lights enhance brilliant product display while safeguarding food products from bulb breakage.



Model GRAH-36 with optional *Designer* color, infinite switch and accessory C-Leg stand



Model GRAHL-36 with optional breath protectors and lights and accessory adjustable tubular stands



Remote Control Enclosures



Model RMB-14D with infinite controls



Model RMB-3F with toggle switch and indicator light



Model RMB-7D with optional decorative color and accessory rubber boots for three toggle switches




HATCO CORPORATION P.O. Box 340500 Milwaukee, WI 53234-0500 U.S.A.
 (800) 558-0607 • (414) 671-6350 • Fax (800) 543-7521 • Int'l. Fax (414) 671-3976
 www.hatcocorp.com • E-mail: equipsales@hatcocorp.com

METAL SHEATHED ELEMENTS GUARANTEED AGAINST BURNOUT AND BREAKAGE FOR TWO YEARS.

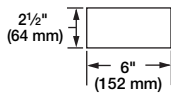


GLO-RAY® INFRARED FOODWARMERS

Models GRAH-18, -24, -30, -36, -42, -48, -54, -60, -66, -72, -84, -96, -108, -120, -132, -144 GRH-24, -36, -48, -60, -72, -96
 GRA-18, -24, -30, -36, -42, -48, -54, -60, -66, -72, -84, -96, -108, -120, -132, -144 GR-24, -36, -48, -60, -72, -96

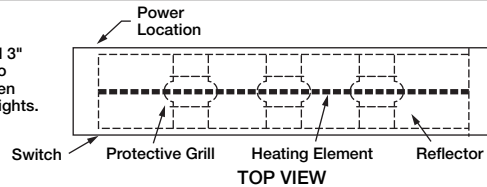


FRONT VIEW



END VIEW

Note: Add 3" (76 mm) to depth when ordering lights.



TOP VIEW

SPECIFICATIONS

Aluminum High Watt		Aluminum Standard Watt			
Model	Watt	Model	Watt	Width	Shipping Weight [†]
GRAH-18	350	GRA-18	250	18" (457 mm)	6 lbs. (3 kg)
GRAH-24	500	GRA-24	350	24" (610 mm)	7 lbs. (3 kg)
GRAH-30	660	GRA-30	450	30" (762 mm)	8 lbs. (4 kg)
GRAH-36	800	GRA-36	575	36" (914 mm)	9 lbs. (4 kg)
GRAH-42	950	GRA-42	675	42" (1067 mm)	10 lbs. (5 kg)
GRAH-48	1100	GRA-48	800	48" (1219 mm)	11 lbs. (5 kg)
GRAH-54	1250	GRA-54	925	54" (1372 mm)	13 lbs. (6 kg)
GRAH-60	1400	GRA-60	1050	60" (1524 mm)	14 lbs. (6 kg)
GRAH-66*	1560	GRA-66	1160	66" (1676 mm)	16 lbs. (7 kg)
GRAH-72*	1725	GRA-72	1275	72" (1829 mm)	17 lbs. (8 kg)
GRAH-84*	2050	GRA-84	1500	84" (2134 mm)	19 lbs. (9 kg)
GRAH-96*	2400	GRA-96	1725	96" (2438 mm)	21 lbs. (10 kg)
GRAH-108*	2500	GRA-108*	1850	108" (2743 mm)	23 lbs. (10 kg)
GRAH-120**	2800	GRA-120**	2100	120" (3048 mm)	26 lbs. (12 kg)
GRAH-132**	3120	GRA-132**	2320	132" (3353 mm)	30 lbs. (14 kg)
GRAH-144**	3450	GRA-144**	2550	144" (3658 mm)	33 lbs. (15 kg)

Stainless High Watt		Stainless Standard Watt			
Model	Watt	Model	Watt	Width	Shipping Weight [†]
GRH-24	500	GR-24	350	24" (610 mm)	7 lbs. (3 kg)
GRH-36	800	GR-36	575	36" (914 mm)	10 lbs. (5 kg)
GRH-48	1100	GR-48	800	48" (1219 mm)	12 lbs. (5 kg)
GRH-60	1400	GR-60	1050	60" (1524 mm)	15 lbs. (7 kg)
GRH-72	1725	GR-72	1275	72" (1829 mm)	19 lbs. (9 kg)
GRH-96*	2400	GR-96	1725	96" (2438 mm)	24 lbs. (11 kg)

* Glo-Ray models 108" through 144" (2743-3658 mm) and 120-volt models of GRAH-66, -72, -84, and -96 contain tandem elements individually controlled.

† Not available in 120 volts. * Does not include RMB.

OPTIONS (NOT FOR RETROFIT)

- Designer Colors, Aluminum Models 18" to 96" (457-2438 mm): Warm Red, Black, Gray Granite, White Granite, Navy Blue, Hunter Green
- Indicator Light
- Tandem Charge (Max. two elements end-to-end)
- Extended Electrical Leads with Hub
- Breath Protector (Aluminum models only)
- Incandescent Lights (Add 3" (76 mm) to depth of warmer) (Extra Lamps installed are two per foot minus one maximum)
- Halogen Bulb
- Bright Annealed Lamp Reflector
- Dual Mounting with 3" or 6" (76 or 152 mm) Spacer (Aluminum models only)
- Infinite Control[†] (Remote Recommended – Remote Required with Duals)
- Remote Control Enclosure

[†] Maximum of 12.2 amps. Consult factory if rating of single element at 120 volts exceeds 1400 watts.

PRODUCT SPECS

Infrared Foodwarmer

The Infrared Foodwarmer shall be a Glo-Ray®, manufactured by the Hatco Corporation, Milwaukee, WI 53234 U.S.A.

The Foodwarmer shall be a Glo-Ray Model, rated atwatts,volts, single phase and beinches (millimeters) in overall width.

The Glo-Ray shall consist of either a stainless steel or aluminum housing and include as standard equipment four stainless steel

DIMENSIONS

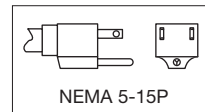
18" to 144"W x 6"D x 2 1/2"H (457-3658 x 152 x 64 mm). (Note: Add 3" (76 mm) to depth with light.) For special lengths, consult factory.

Aluminum models from 18" through 12' (457-3658 mm). Available in 6" (152 mm) increments up to 144" (3658 mm) maximum width.

VOLTAGE

120, 208 and 240 volts, single phase. Consult factory for Models GRAH-84, GRH-96 and GRAH-96 in 120 volt, and models with tandem elements (208 or 240V). Models with Lights rated 120, (3-wire), 120/208 or 120/240 volts, single phase, (4-wire). Export voltages available.

PLUG CONFIGURATION



NEMA 5-15P

120 volts only – Models 6' (1829 mm) or less with C-Leg or T-Leg stand only.

GLO-RAY WARMERS SHOULD BE POSITIONED NO LESS THAN 10" (254 mm) (standard wattage) or 13 1/2" (343 mm) (high wattage) ABOVE A NON-METALLIC SURFACE. With the proper distance maintained between Glo-Ray and the food, hot foods will be held at ideal serving temperatures without cooking the foods beyond the point of excellence.

REMOTE CONTROL ENCLOSURES

Model	Width	Toggle Switches
RMB-3	5 1/2" (140 mm)	2 Maximum
RMB-7	9" (229 mm)	4 Maximum
RMB-14	14" (356 mm)	6 Maximum
RMB-16	16" (406 mm)	3 Maximum
RMB-20	20" (508 mm)	3 Maximum

ONE CONTROL BOX PER FOODWARMER.

ACCESSORIES

- Adjustable Tubular Stands 10"-14" (254-356 mm)
- Non-Adjustable Tubular Stands 10", 12", 14", or 16" (254, 305, 356, or 406 mm) – Available in Designer colors
- C-Leg Stands for Models up to 6' (1829 mm) (10" or 13 1/2" (254 or 343 mm) clearance)
- T-Leg Stands for Models up to 6' (1829 mm) (10", 13 1/2", 16", or 18" (254, 343, 406, or 457 mm) clearance)
- Wall Brackets
- Adjustable Angle Brackets
- Chain Suspension
- Threaded Rubber Boot for Toggle Switch
- 6' (1829 mm) Cord and Plug Set (120V only)[☆]

[☆] Not available in Dual 120 volts.

[‡] Available on models 6' (1829 mm) or less with C-Leg or T-Leg stand only.

shelf mounting tabs and an on-off switch may be optionally installed to either the front or rear of the unit.

The infrared heating element shall be tubular metal sheathed. The foodwarmer shall be factory assembled ready for electrical installation.

Options and accessories shall include adjustable or non-adjustable tubular stand, C-Leg stand, T-Leg stand, wall brackets, angle brackets, suspension chain and fittings, breath protector, cord and plug set, indicator light, incandescent light, and infinite controller – remote or built-in.

HATCO CORPORATION P.O. Box 340500 Milwaukee, WI 53234-0500 U.S.A. • (800) 558-0607 • (414) 671-6350
 Fax (800) 543-7521 • Int'l. Fax (414) 671-3976 • www.hatcocorp.com • E-mail: equipsales@hatcocorp.com