



Project _____
 Item # _____
 Quantity _____

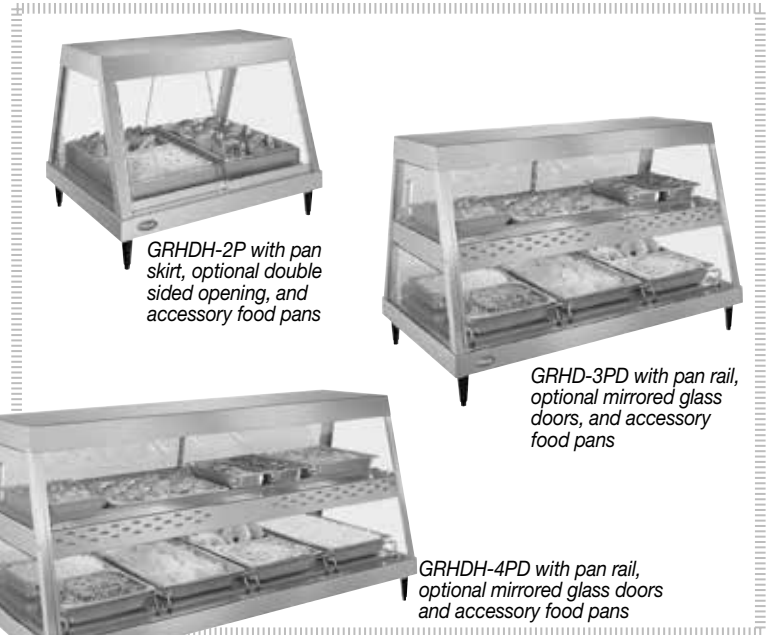
Glo-Ray® Heated Display Cases

Models: GRHD-2P, -3P, -4P,
 GRHD-2PD, -3PD, -4PD
 GRHDH-2P, -3P, -4P,
 GRHDH-2PD, -3PD, -4PD

The Glo-Ray® Heated Display Case is perfect for hot food merchandising. An exclusive infrared heat pattern, combined with the heated base, keeps all food at that “just-made” taste and temperature longer, with humidity units available to further extend the holding time of most foods.

Standard features

- Constructed of stainless steel and aluminum, they feature full view tempered glass sides and standard rollerless sliding doors on one sided
- Cool base construction minimizes heat transfer, keeping exterior base cool
- All models have pre-focused infrared top heat directing heat to the outer edges of the holding surface where heat loss is the greatest
- A metal sheathed element directs heat from above while the thermostatically-controlled base conducts heat from below
- The Dual Shelf model has the added feature of an upper holding and display area with independent temperature control
- Coated shatter-resistant incandescent lights brilliantly enhance product display while safeguarding food products from bulb breakage
- All models are shipped with 4" (102 mm) adjustable legs, 6' (1829 mm) cord and plug and pan rail (pan skirt on humidified models)



GRHDH-2P with pan skirt, optional double sided opening, and accessory food pans

GRHD-3PD with pan rail, optional mirrored glass doors, and accessory food pans

GRHDH-4PD with pan rail, optional mirrored glass doors and accessory food pans

Options (available at time of purchase only)

- Designer Colors – Non-standard colors are non-returnable –*
 Stainless Steel standard
 Warm Red Black Gray Granite White Granite
 Navy Blue Hunter Green Antique Copper
- Pan Skirt on Bottom Shelf (standard on humidified models) in lieu of Pan Rail
 2-pan model 3-pan model 4-pan model
- Pan Skirt for Upper Shelf (in lieu of Pan Stop)
 2-pan model 3-pan model 4-pan model
- 60 Watt Halogen Bulb in lieu of Standard Display Light
- Flip-up Doors on control side (in lieu of Glass Sliding Doors)
 2-pan model 3-pan model 4-pan model
- Sliding Door (in lieu of Fixed Glass Customer Panel) (per opening)
 2-pan model 3-pan model 4-pan model
- Flip-up Door (in lieu of Fixed Glass Customer Panel) (per opening)
 2-pan model 3-pan model 4-pan model
- Mirrored Glass Sliding Doors (in lieu of Glass Sliding Doors) (control side only)
 2-pan model 3-pan model 4-pan model

For operation, location and safety information, please refer to the Installation & Operating Manual.



HATCO CORPORATION | P.O. Box 340500 Milwaukee, WI 53234-0500 U.S.A.
 (800) 558-0607 | (414) 671-6350 | www.hatcocorp.com | support@hatcocorp.com

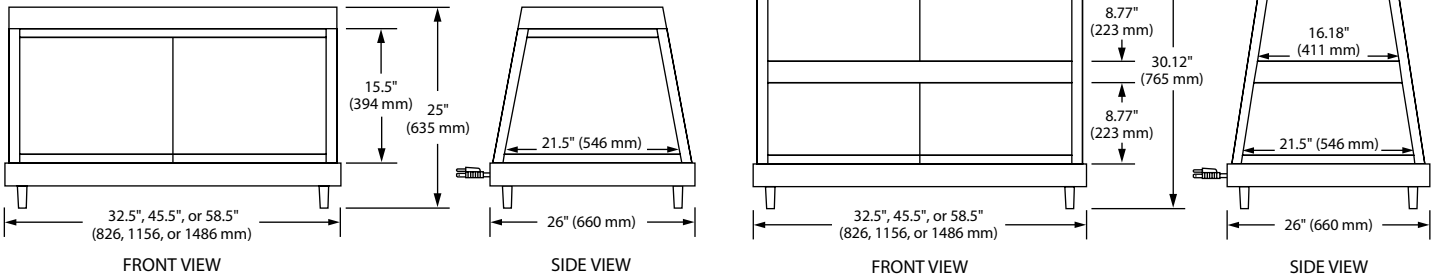


Glo-Ray® Heated Display Cases

Models: GRHD-2P, -3P, -4P GRHD-2PD, -3PD, -4PD
 GRHDH-2P, -3P, -4P GRHDH-2PD, -3PD, -4PD

GRHD & GRHDH - SINGLE SHELF

GRHD & GRHDH - DUAL SHELF



SPECIFICATIONS Single Shelf Display Cases

The shaded areas contain electrical information for International models

Model	No. of Bulbs	Dimensions (W x D x H) <i>Height includes legs</i>	Usable Heated Shelf Space (W x D)	Volts Single Phase	Watts	Amps	Plug	Ship Weight <i>Includes Packaging</i>
GRHD-2P	4	32.5" x 26" x 25" (826 x 660 x 635 mm)	28" x 21.5" (711 x 546 mm)	120	940	7.8	NEMA 5-15P	120 lbs. (55 kg)
				220	1035	4.7	CEE 7/7 Schuko or BS-1363	
				240	940	3.9	BS-1363 or AS-3112	
				220-230 (CE)	1035-1131	4.7-4.9	CEE 7/7 Schuko	
				230-240 (CE)	863-940	3.8-3.9	BS-1363	
GRHD-3P	5	45.5" x 26" x 25" (1156 x 660 x 635 mm)	41" x 21.5" (1041 x 546 mm)	120	1350	11.3	NEMA 5-15P	143 lbs. (65 kg)
				220	1465	6.7	CEE 7/7 Schuko or BS-1363	
				240	1350	5.6	BS-1363 or AS-3112	
				220-230 (CE)	1465-1601	6.7-7.0	CEE 7/7 Schuko	
				230-240 (CE)	1240-1350	5.4-5.6	BS-1363	
GRHD-4P	6	58.5" x 26" x 25" (1486 x 660 x 635 mm)	54" x 21.5" (1372 x 546 mm)	120	1785	14.9	NEMA 5-15P [▲]	215 lbs. (98 kg)
				120/208	1785	7.7	NEMA 14-20P	
				120/240	1785	7.7	NEMA 14-20P	
				220	1930	8.8	CEE 7/7 Schuko or BS-1363	
				240	1785	7.4	BS-1363 or AS-3112	
				220-230 (CE)	1930-2109	8.8-9.2	CEE 7/7 Schuko	
				230-240 (CE)	1639-1785	7.1-7.4	BS-1363	

[▲] Canadian models use NEMA 5-20P.

Dual Shelf Display Cases

The shaded areas contain electrical information for International models

Model	No. of Bulbs	Dimensions (W x D x H) <i>Height includes legs</i>	Usable Heated Shelf Space (W x D)	Volts Single Phase	Watts	Amps	Plug	Ship Weight <i>Includes Packaging</i>
GRHD-2PD	6	32.5" x 26" x 30.12" (826 x 660 x 765 mm)	Upper: 28" x 16.18" (711 x 411 mm) Lower: 28" x 21.5" (711 x 546 mm)	120	1310	10.9	NEMA 5-15P	150 lbs. (68 kg)
				220	1223	5.6	CEE 7/7 Schuko or BS-1363	
				240	1310	5.5	BS-1363 or AS-3112	
				220-230 (CE)	1220-1333	5.6-5.8	CEE 7/7 Schuko	
				230-240 (CE)	1203-1310	5.2-5.5	BS-1363	
GRHD-3PD	8	45.5" x 26" x 30.12" (1156 x 660 x 765 mm)	Upper: 41" x 16.18" (1041 x 411 mm) Lower: 41" x 21.5" (1041 x 546 mm)	120	1755	14.6	NEMA 5-15P [▲]	188 lbs. (85 kg)
				220	1603	7.3	CEE 7/7 Schuko or BS-1363	
				240	1755	7.3	BS-1363 or AS-3112	
				220-230 (CE)	1603-1753	7.3-7.6	CEE 7/7 Schuko	
				230-240 (CE)	1612-1755	7.0-7.3	BS-1363	
GRHD-4PD	8	58.5" x 26" x 30.12" (1486 x 660 x 765 mm)	Upper: 54" x 16.18" (1372 x 411 mm) Lower: 54" x 21.5" (1372 x 546 mm)	120	2480	20.7	NEMA 5-30P	230 lbs. (105 kg)
				120/208	2480	11.9	NEMA 14-20P	
				120/240	2480	11.9	NEMA 14-20P	
				220	2288	10.4	CEE 7/7 Schuko or BS-1363	
				240	2480	10.3	BS-1363 or AS-3112	
				220-230 (CE)	2288-2501	10.4-10.9	CEE 7/7 Schuko	
				230-240 (CE)	2278-2480	9.9-10.3	BS-1363	

[▲] Canadian models use NEMA 5-20P.

HATCO CORPORATION

(800) 558-0607 | (414) 671-6350

P.O. Box 340500 Milwaukee, WI 53234-0500 U.S.A.

www.hatcocorp.com | support@hatcocorp.com



Glo-Ray® Heated Display Cases

Models: GRHD-2P, -3P, -4P GRHD-2PD, -3PD, -4PD
GRHDH-2P, -3P, -4P GRHDH-2PD, -3PD, -4PD

SPECIFICATIONS

Single Shelf with Humidity Display Cases

The shaded areas contain electrical information for International models

Model	No. of Bulbs	Dimensions (W x D x H) <i>Height includes legs</i>	Usable Heated Shelf Space (W x D)	Volts Single Phase	Watts	Amps	Plug	Ship Weight <i>Includes Packaging</i>
GRHDH-2P	4	32.5" x 26" x 25" (826 x 660 x 635 mm)	28" x 21.5" (711 x 546 mm)	120	1190	9.9	NEMA 5-15P	125 lbs. (57 kg)
				220	1179	5.4	CEE 7/7 Schuko	
				240	1212	5.1	BS-1363 or AS-3112	
				220-230 (CE)	1179-1289	5.4-5.6	CEE 7/7 Schuko	
				230-240 (CE)	1113-1212	4.8-5.1	BS-1363	
GRHDH-3P	5	45.5" x 26" x 25" (1156 x 660 x 635 mm)	41" x 21.5" (1041 x 546 mm)	120	1600	13.3	NEMA 5-15P [▲]	162 lbs. (74 kg)
				220	1584	7.2	CEE 7/7 Schuko	
				240	1622	6.8	BS-1363 or AS-3112	
				220-230 (CE)	1584-1731	7.2-7.5	CEE 7/7 Schuko	
				230-240 (CE)	1490-1622	6.5-6.8	BS-1363	
GRHDH-4P	6	58.5" x 26" x 25" (1486 x 660 x 635 mm)	54" x 21.5" (1372 x 546 mm)	120	2285	19.0	NEMA 5-30P	215 lbs. (98 kg)
				120/208	2285	9.8	NEMA 14-20P	
				120/240	2285	9.8	NEMA 14-20P	
				220	2253	10.2	CEE 7/7 Schuko	
				240	2329	9.7	BS-1363 or AS-3112	
				220-230 (CE)	2253-2462	10.2-10.7	CEE 7/7 Schuko	
				230-240 (CE)	2139-2329	9.3-9.7	BS-1363	

▲ Canadian models use NEMA 5-20P.

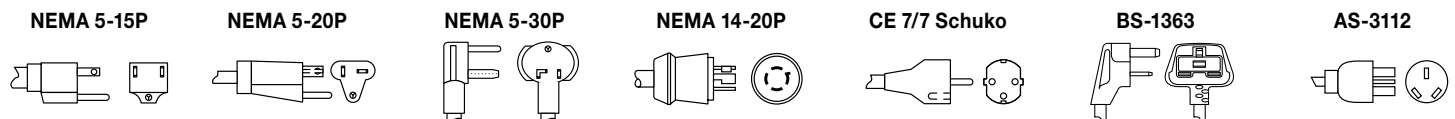
Dual Shelf with Humidity Display Cases

The shaded areas contain electrical information for International models

Model	No. of Bulbs	Dimensions (W x D x H) <i>Height includes legs</i>	Usable Heated Shelf Space (W x D)	Volts Single Phase	Watts	Amps	Plug	Ship Weight <i>Includes Packaging</i>
GRHDH-2PD	6	32.5" x 26" x 30.12" (826 x 660 x 765 mm)	Upper: 28" x 16.18" (711 x 411 mm) Lower: 28" x 21.5" (711 x 546 mm)	120	1560	13.0	NEMA 5-15P [▲]	175 lbs. (79 kg)
				220	1532	7.0	CEE 7/7 Schuko	
				240	1582	6.6	BS-1363 or AS-3112	
				220-230 (CE)	1532-1671	7.0-7.3	CEE 7/7 Schuko	
				230-240 (CE)	1453-1582	6.3-6.6	BS-1363	
GRHDH-3PD	8	45.5" x 26" x 30.12" (1156 x 660 x 765 mm)	Upper: 41" x 16.18" (1041 x 411 mm) Lower: 41" x 21.5" (1041 x 546 mm)	120	2005	16.7	NEMA 5-20P [*]	188 lbs. (85 kg)
				220	1962	8.9	CEE 7/7 Schuko	
				240	2027	8.4	BS-1363 or AS-3112	
				220-230 (CE)	1962-2145	8.9-9.3	CEE 7/7 Schuko	
				230-240 (CE)	1862-2027	8.1-8.4	BS-1363	
GRHDH-4PD	8	58.5" x 26" x 30.12" (1486 x 660 x 765 mm)	Upper: 54" x 16.18" (1372 x 411 mm) Lower: 54" x 21.5" (1372 x 546 mm)	120	2980	24.8	NEMA 5-30P [‡]	240 lbs. (109 kg)
				120/208	2980	12.9	NEMA14-20P	
				120/240	2980	12.9	NEMA14-20P	
				220	2941	13.4	CEE 7/7 Schuko	
				240	3024	12.6	BS-1363 or AS-3112	
				220-230 (CE)	2941-3214	13.4-14.0	CEE 7/7 Schuko	
				230-240 (CE)	2777-3024	12.1-12.6	BS-1363	

▲ Canadian models use NEMA 5-20P. * Canadian models use NEMA 5-30P. ‡ Not available for Canada.

PLUG CONFIGURATIONS



PRODUCT SPECS

Glo-Ray® Heated Display Cases

The Infrared Heated Display Case shall be a Glo-Ray® Model ... as manufactured by the Hatco Corporation, Milwaukee, WI 53234 U.S.A.

The Display Case shall be rated at ... watts, ... volts and be ... inches (millimeters) in overall width. It shall consist of a thermostatically-controlled heated base, full view tempered glass sides and incandescent display lights.

The infrared heating element shall be tubular metal sheathed and the warmer shall have a 6' (1829 mm) cord with plug attached. Accessories shall include stainless steel food pans.

Warranty consists of 24/7 parts and service assistance (U.S. and Canada only).

HATCO CORPORATION | P.O. Box 340500 Milwaukee, WI 53234-0500 U.S.A.
(800) 558-0607 | (414) 671-6350 | www.hatcocorp.com | support@hatcocorp.com