




ITEM NO. _____
 PROJECT _____
 LOCATION _____
 DATE _____ QTY. _____



BSD-A SERIES

Standard Model

Bottom Mounted

Solid Door Reach-Ins

REFRIGERATORS

- BSD-24SRA
- BSD-52DRA
- BSD-80TRA

FREEZERS

- BSD-24SFA
- BSD-52DFA
- BSD-80TFA

FEATURES

STANDARD ELECTRONIC CONTROL

- Digitally displays inside temperature
- Tamper proof control
- Allows user to monitor and adjust temperature set point within normal temperature range
- Visual alarm
- Decreases service time and calls
- Eliminates room thermostat, defrost termination/fan delay control, defrost timer and separate digital thermometer or other temperature indicator

CONSTRUCTION

- Stainless steel exterior on front, sides and doors
- Exterior top, bottom and back are galvanized steel
- Interior liner and door panel are smooth aluminum
- 2" thick walls are foamed-in-place with polyurethane insulation

- 4" diameter casters (Four casters on one- and two-door models and six on three-door models)
- Three adjustable heavy-duty epoxy-coated shelves per door

DOORS

- Self-closing
- Hold open feature
- Heavy-duty pivot hinges
- Centered key locks
- Edge grip handles
- Self-adjusting magnetic gaskets
- Interior incandescent light activated by switch for each door
- Full perimeter, anti-condensate heater wires on freezers
- Standard door swing configuration:
 - BSD-24SFA/-24SRA ... hinged right
 - BSD-52DFA/-52DRA.....left door hinged left, right door hinged right
 - BSD-80TFA/-80TRA.....left door hinged left, middle door hinged left, right door hinged right
- Door width: 27"

REFRIGERATION

- Self-contained bottom mount refrigeration system
- Capillary tube on refrigerators and thermostatic expansion valve on freezers to control refrigerant flow
- Recessed drain line on cabinet back
- Automatic defrost
- Automatic condensate evaporator
- Minimum 4" clearance required on cabinet back, top and sides
- Refrigerant:
 - Refrigerators.....R-134a
 - FreezersR-404A
- Operating temperature:
 - Refrigerators.....38°F (3°C)
 - Freezers-10°F (-23°C)

WARRANTY

- Standard limited two year parts and labor
- Additional three year coverage on compressor part

OPTIONS

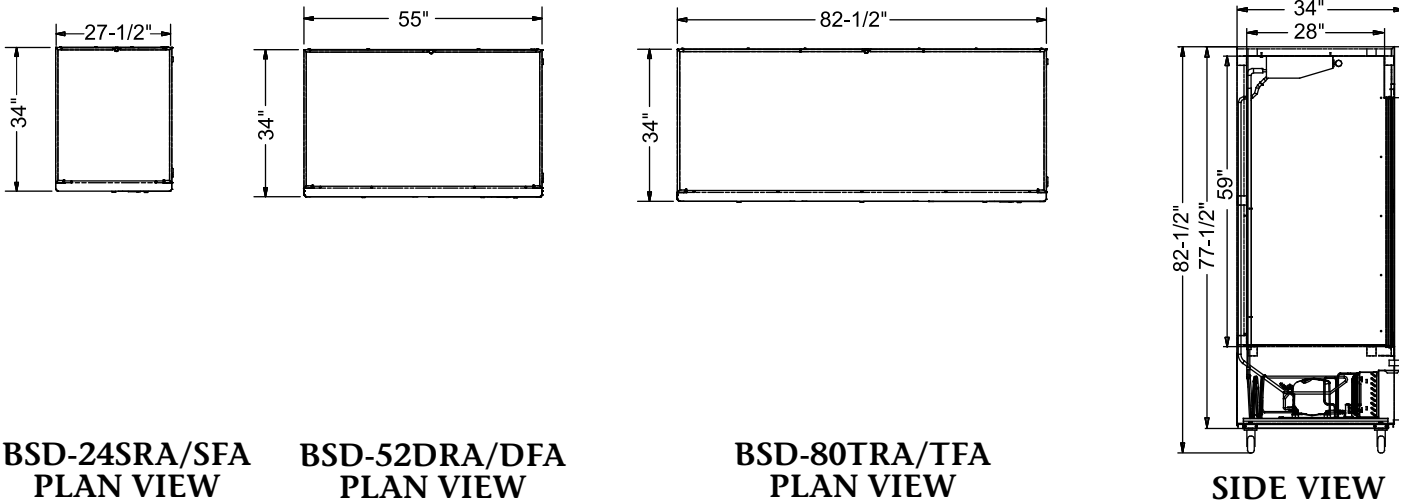
- Extra shelves
- Pan rack



TECHNICAL SPECIFICATIONS

MODEL	DIMENSIONS (in.)			VOLTS	AMPS	UNIT H.P.	NO. OF DOORS	NO. OF SHELVES	STANDARD SHELF SIZE (in inches)	CAP. CU. FT.	SHIP CU. FT.	SHIP WT. (LB/KG)
	L	D	H*									
REFRIGERATORS												
BSD-24SRA	27 ¹ / ₂	34	82 ¹ / ₂	115	4.4	1/5	1	3	28 x 22	24.0	64.0	365/166
BSD-52DRA	55	34	82 ¹ / ₂	115	6.3	1/4	2	6	28 x 24 ¹ / ₂	52.0	115.3	545/248
BSD-80TRA	82 ¹ / ₂	34	82 ¹ / ₂	115	6.4	1/4	3	9	***	80.0	167.5	750/341
FREEZERS												
BSD-24SFA	27 ¹ / ₂	34	82 ¹ / ₂	115	9.8	1/2	1	3	28 x 22	24.0	64.0	375/170
BSD-52DFA	55	34	82 ¹ / ₂	115	13.9	3/4	2	6	28 x 24 ¹ / ₂	52.0	115.3	660/300
BSD-80TFA	82 ¹ / ₂	34	82 ¹ / ₂	208-230**	8.7	1	3	9	***	80.0	167.5	805/366

*Height includes casters. **208-230/60/1 also requires neutral and safety ground wire. ***LH & RH shelf for 3 door models is 28" x 24¹/₂", center shelf is 28" x 27¹/₂".



**BSD-24SRA/SFA
PLAN VIEW**

**BSD-52DRA/DFA
PLAN VIEW**

**BSD-80TRA/TFA
PLAN VIEW**

SIDE VIEW

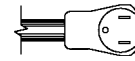
LISTINGS



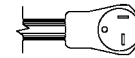
HOOKUP

All models except BSD-80TFA: Via plug in, 10 foot long flexible three wire 14/3 cord with molded plug.

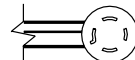
BSD-80TFA: Via plug in, 10 foot long flexible four wire 208-230v 12/4 cord with neutral and ground wires and molded plug.



NEMA 5-15P (All refrigerator models and BSD-24SFA)



NEMA 5-20P (BSD-52SFA)



NEMA L14-20P (BSD-80TFA)

BID SPECIFICATIONS

Item no. BSD-_____A
Provide _____() Bottom Mounted Solid Door Reach-in(s), Master-Bilt model no. BSD-_____A.

Reach-in will be equipped with an electronically controlled monitoring system and will feature stainless steel exterior on

front, sides and doors with galvanized steel on exterior top, bottom and back. Door swing will be reversible.

The refrigeration system will be bottom mounted and self-contained. Freezers will use R-404A refrigerant, refrigerators will use R-134a. The operating temperature will be -10°F for freez-

ers (-23°C) and 38°F (3°C) for refrigerators.

Reach-in to have standard limited two year parts and labor with additional three year coverage on compressor part.

Reach-in to be UL and C-UL listed and UL EPH classified.

NOTE: Cabinet designed for optimum performance in air-conditioned area at 75°F ambient and 55% relative humidity. All specifications subject to change without notice.