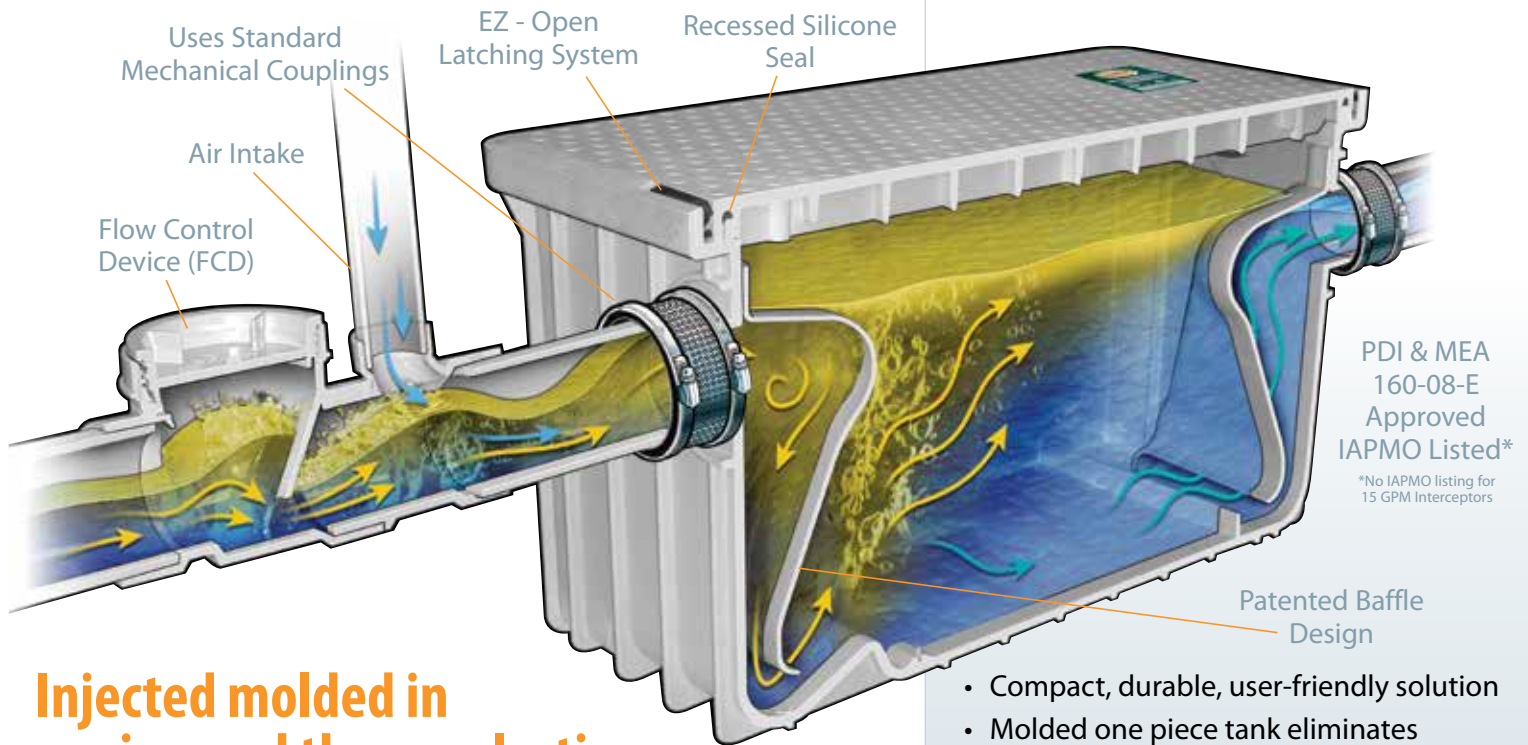


ENDURA® GREASE MANAGEMENT

endura®
Grease Interceptor



*The
Engineered
Solution
to grease
management*



PDI & MEA
160-08-E
Approved
IAPMO Listed*

*No IAPMO listing for
15 GPM Interceptors

**Injected molded in
engineered thermoplastics,
Endura® will not corrode,
chip or peel, even under the
most severe applications**

WARRANTED
10
YEARS

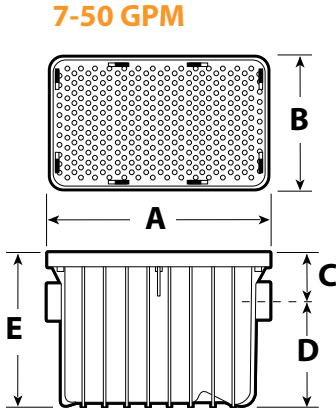
- Compact, durable, user-friendly solution
- Molded one piece tank eliminates seams and potential leaking
- Can withstand continuous discharge at 104° C (220° F)
- Lightweight and strong, Endura® models weigh up to 60% less than directly equivalent metal competitors - offers ease of installation, transport and storage
- Endura® supports 300 pounds of pedestrian and light duty traffic
- Connected using mechanical joint couplings allowing for use of various piping materials
- Flexibility of installation - can be installed in-floor, on-floor, or semi-recessed
- 15-50 gpm modular risers available

Sewer authorities and building owners spend millions of dollars every year combating grease accumulation in plumbing systems. Grease accumulation causes sewer blockages and overflows. These overflows are a health risk to you, your employees, your customers and the general public. Injection molded in engineered thermoplastic, the Endura® Grease Interceptor provides restaurant operators the best value and performance on the market today.

www.EnduraInterceptor.com

endura®
GREASE MANAGEMENT

TANK DIMENSIONS



| | Endura 7 | Endura 10 | Endura 15 | Endura 20 | Endura 25LO | Endura 25 | | Endura 35 | Endura 50 |
|----------|------------------|------------------|------------------|------------------|------------------|-------------------|-----------------|------------------|------------------|
| GPM/lbs | 7/14 | 10/20 | 15/30 | 20/40 | 25/50 LO | 25/50 | | 35/70 | 50/100 |
| | | | | | | 2" Model | 3" Model | | |
| A | 14.5" (368mm) | 14.5" (368mm) | 23.6" (600mm) | 23.6" (600mm) | 31.0" (787mm) | 31.25" (794mm) | | 31.0" (787mm) | 31.0" (787mm) |
| B | 17.5" (444mm) | 17.5" (444mm) | 17.5" (444mm) | 17.5" (444mm) | 23.5" (597mm) | 18.5" (470mm) | | 23.5" (597mm) | 23.5" (597mm) |
| C | 3.5" (89mm) | 3.5" (89mm) | 3.5" (89mm) | 3.5" (89mm) | 4" (102mm) | 4" (102mm) | 4.5" (114mm) | 5.0" (127mm) | 5.0" (127mm) |
| D | 12.8" (325mm) | 12.8" (325mm) | 12.8" (325mm) | 12.8" (325mm) | 7" (178mm) | 12.5" (318mm) | 12" (305mm) | 12.5" (318mm) | 18.5" (470mm) |
| E | 16.3" (414mm) | 16.3" (414mm) | 16.3" (414mm) | 16.3" (414mm) | 11" (279mm) | 16.5" (419mm) | | 17.5" (444mm) | 23.5" (597mm) |

FLOW CONTROL DIMENSIONS

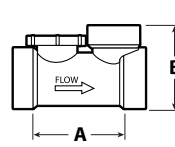
| NOM. Pipe Size | 1 Piece Compact 2" h x h | 2 Piece 2" h x h | 2 Piece 3" h x h | 2 Piece 4" h x h |
|----------------|--------------------------|-------------------|--------------------|--------------------|
| A | 3.94" (100mm) | 3" (76.2mm) | 4.23" (107.4mm) | 6.13" (155.7mm) |
| B | 3.44" (87.4mm) | 3.84" (97.5mm) | 5.93" (151mm) | 6.84" (173.7mm) |
| C | - | - | - | - |

AIR INTAKE DIMENSIONS

| 2" spg x h | 3" spg x h | 4" spg x h |
|-------------------|--------------------|-------------------|
| 2.91" (73.9mm) | 2.67" (67.8mm) | 3.19" (81mm) |
| 2.71" (68.8mm) | 4.01" (101.9mm) | 5.04" (128mm) |
| 2.24" (56mm) | 2.27" (57.7mm) | 2.72" (69.1mm) |

1 Piece Compact Flow Control

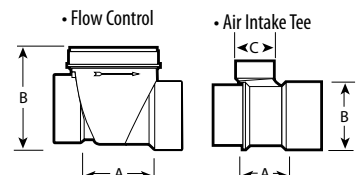
(2" Version Illustrated)



A 2", two piece flow control is also available for purchase.

2 Piece Flow Control

(3" Version Illustrated)



See C39 Pricelist for details

CAPACITIES

| | Endura 7 | Endura 10 | Endura 15 | Endura 20 | Endura 25LO | Endura 25 | Endura 35 | Endura 50 |
|--|------------------------|------------------------|----------------------|----------------------|------------------------|--|------------------------------|------------------------------|
| Part Number | 3907A02 | 3910A02 | 3915A02 | 3920A02 | 3925A02LO | 3925XTA02 (2") 3925XTA03 (3") | 3935A03 (3") 3935A04 (4") | 3950A03 (3") 3950A04 (4") |
| US Gallons Per Minute - GPM (L/Sec) | 7 (0.44) | 10 (0.63) | 15 (0.94) | 20 (1.26) | 25 LO (1.6) | 25 (1.6) | 35 (2.2) | 50 (3.2) |
| Min. Grease Capacity - lb (kg) | 14 (6.35) | 20 (9.07) | 30 (13.6) | 40 (18.1) | 50 (22.68) | 50 (22.68) | 70 (31.8) | 100 (45.4) |
| Grease Capacity Actual (ASME A112.14.3) - lb (kg) † NSF ES 15741 | 31.95 (14.49) | 38.07 (17.28) | 35.14 (15.94) | 76.4 (34.65) | 62.59 (28.39) | 72.55 (32.90) (2") 73.01 (33.11) (3") | 138.5 (62.8) | 122.07 (55.3)* |
| Average Efficiency % (ASME A112.14.3) | 95.5% | 92.5% | 90.1% | 95.4% | 96.3% | 96.7% (2") 97.3% (3") | 98.6% | 93.9% |
| Operating Temperature Capabilities | 220°F (104°C) | 220°F (104°C) | 220°F (104°C) | 220°F (104°C) | 220°F (104°C) | 220°F (104°C) | 220°F (104°C) | 220°F (104°C) |
| Cover Load Rating - CSA B481.0 | L 300 lb (135 kg) | L 300 lb (135 kg) | L 300 lb (135 kg) | L 300 lb (135 kg) | L 300 lb (135 kg) | L 300 lb (135 kg) | L 300 lb (135 kg) | L 300 lb (135 kg) |
| CSA B481.0 Min. Test Load for Approval | L 600 lb (270 kg) | L 600 lb (270 kg) | L 600 lb (270 kg) | L 600 lb (270 kg) | L 600 lb (270 kg) | L 600 lb (270 kg) | L 600 lb (270 kg) | L 600 lb (270 kg) |
| Unit Weight (Empty) | 15.8 lb (7.17 kg) | 15.8 lb (7.17 kg) | 23 lb (10.4 kg) | 23 lb (10.4 kg) | 34.35 lb (15.58 kg) | 35.61 lb (16.153 kg) (2") 37.77 lb (17.136 kg) (3") | 45 lb (20.4 kg) | 60 lb (27.2 kg) |
| Liquid Capacity | 12.96 gal (49.06 L) | 12.96 gal (49.06 L) | 21.6 gal (81.8 L) | 21.6 gal (81.8 L) | 18.9 gal (71.54 L) | 30.6 gal (115.83 L) (2") 29.5 gal (111.67 L) (3") | 39.4 gal (149.1 L) | 52.0 gal (197 L) |
| Connection size (mechanical joint only) | 2" | 2" | 2" | 2" | 2" | 2" (3925XTA02) 3" (3925XTA03) | 3" (3935A03) 4" (3935A04) | 3" (3950A03) 4" (3950A04) |

* Not evaluated to breakdown capacity (PDI-G101)

Grease Capacity Min - lb (kg): Industry minimum grease capacity based on GPM flow rate. Requires minimum 2 lb of grease capacity for each GPM of flow.

Grease Capacity Actual - lb (kg): Actual capacity at breakdown when tested to ASME A112.14.3 / NSF ES 15741 as indicated.



ASME
A112.14.3



Canplas Industries Ltd.
Separation Technologies Group
500 Veterans Drive, PO Box 1800
Barrie, ON L4M 4V3 Canada

Tel: (705) 726-3361
Toll Free: 1-800-461-5300
Fax: (705) 726-2186



Technical Support
tech-support@endurainterceptor.com