



Item # _____

RTY **Teppan-Yaki** **Griddles**



RTY-36

Shown with
optional Splash and Frame

Standard Features:

- ◆ Stainless steel front, ledge and sides.
- ◆ 33,000 BTU / hr. round burner creates the hot spot in the center of the griddle required for this style of cooking.
- ◆ 3/4" Highly polished griddle plate
- ◆ Full 24" deep plate provides ample cooking space.
- ◆ Adjustable gas valve with standing pilot.
- ◆ One year parts and labor warranty.

OPTIONS:

- ◆ Spacer frame on three sides.
- ◆ Safety pilot control system.
- ◆ Plate Splash on three sides.
- ◆ Stainless steel stand with adjustable legs.
- ◆ Casters for stand.
- ◆ One inch thick plate.
- ◆ Extra burner(s).

Royal Teppan-Yaki griddles are designed for optimum performance, durability, easy cleanup and maintenance. The griddles feature a 33,000 BTU round burner positioned in the center of the highly polished griddle plate to give the intense heat at the center with cooling to the sides as is customary for the "Japanese Steakhouse" style of cooking.

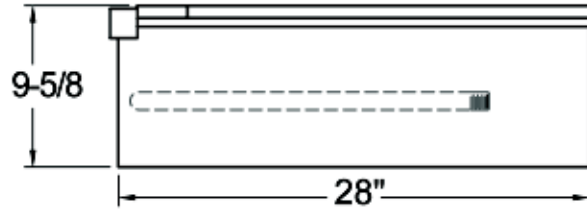
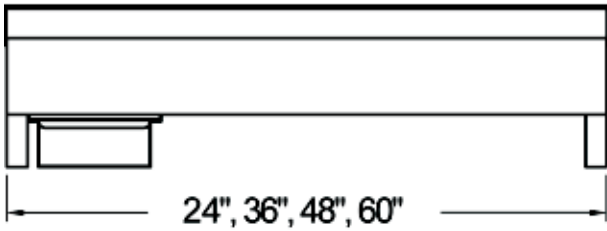
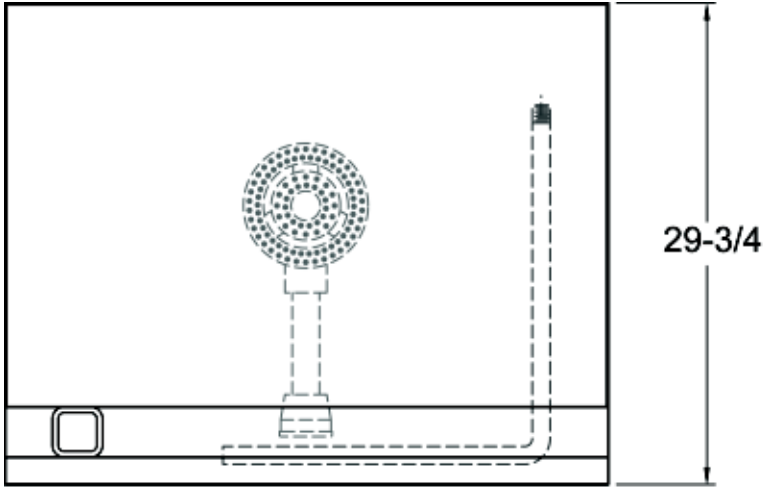
A standing pilot is standard for easy safe ignition, or an optional safety pilot system is offered for an additional charge. They are provided with a spatula width grease trough and large grease pan.

ROYAL RANGE OF CALIFORNIA, INC.
3245 CORRIDOR DRIVE, EASTVALE, CA 91752
(800) 769-2414 in the U.S. (951) 360-1600 Fax: (951) 360-7500
www.royalranges.com E-mail: royalrange@dslextreme.com

PRINTED IN THE U.S.A. (08/11)



Teppan-Yaki Griddle Specifications



MODEL NO.	WIDTH	NUMBER OF BURNERS	TOTAL BTU	SHIP WEIGHT
RTY-24	24"	1	33,000	235 Lbs.
RTY-36	36"	1	33,000	315 Lbs.
RTY-48	48"	1	33,000	395 Lbs.
RTY-60	60"	1	33,000	475 Lbs.

Gas Connection: 3/4" NPT on the right hand rear of the appliance
The pressure regulator (supplied) is to be connected here by the installer.

Gas pressure: 5" W.C. - Natural Gas
10" W.C. - Propane

Combustible Clearances:

6 inches sides
6 inches rear

Non-combustible Clearances:

0 inches sides
0 inches rear

Due to continuing product development to ensure best possible performance, these specifications are subject to change without prior notification

ROYAL RANGE OF CALIFORNIA, INC. 3245 CORRIDOR DR. EASTVALE, CA 91752 www.royalranges.com
(800) 769-2414, in the U.S. (951) 360-1600, Fax: (951) 360-7500, E-mail: royalrange@dslextreme.com PRINTED IN THE U.S.A. (08/11)