

# SANDWICH/SALAD UNITS

## SIDE MOUNT PREP TABLES



JST-60



JST-48



JST-36



JST-72

### ≡ FEATURES & BENEFITS ≡

#### ■ COLD AIR COMPARTMENT

Our innovative "Cold Air Compartment" maintains temperature evenly for each pan to preserve fresh food longer. In addition, the compartment isolates pans from the reach-in area to prevent food spillage.

#### ■ CONVENIENT CUTTING BOARD SIDE RAIL

Our cutting board is 9 1/2" deep and 1/2" thick to provide ample working space, and is made of easy to use and sanitize LDPE (Low Density Polyethylene). The new side rail cutting board bracket makes it easy to secure and remove the cutting board and it accepts different sizes too (max. 1/2" thickness)

#### ■ HOT GAS CONDENSATE SYSTEM

Through Turbo Air's creative innovation, the condensate system surfaces have been specially treated to resist corrosion. This not only increases efficiency without the risk of refrigerant leakage from corrosion, but also prevents the overflow of condensate water.

#### ■ SIDE MOUNT COMPRESSOR UNIT

Through positioning the compressor to the side, the refrigerator can be serviced without being moved. By innovatively creating a **front breathing** feature, this model can provide high efficiency in narrow spaces.

#### ■ EFFICIENT REFRIGERATION SYSTEM

Turbo Air's solid door refrigerators are designed with oversized and balanced (CFC Free R-134A) refrigeration systems. These include efficient evaporators and condensers for faster cooling and greater efficiency.

#### ■ EXTERIOR & INTERIOR OF THE CABINET

The Turbo Air J series boasts a stainless steel exterior (galvanized steel back and bottom). Interior is stainless steel floor with AL sides, back and AL door liners. It guarantees the utmost in cleanliness and long product life. It can add a touch of style to the most refined setting.

#### ■ HIGH-DENSITY POLYURETHANE INSULATION

The entire cabinet structure and solid doors are foamed-in-place using high density, CFC free polyurethane insulation.

#### ■ MAGNETIC DOOR GASKETS

Magnetic door gaskets are of one piece construction, removable without tools for ease of cleaning and replacement.

#### ■ ADJUSTABLE, HEAVY DUTY, PE(POLYETHYLENE) COATED WIRE SHELVES

#### ■ ERGONOMICALLY DESIGNED DOORS

Customers' fatigue fades away with easy grip handles and doors that open effortlessly. These features along with self-closing doors make this the ultimate choice in customer convenience.

#### ■ REFRIGERATOR HOLDS 33°F ~ 39°F FOR THE BEST IN FOOD PRESERVATION

Model	Swing Door	CU./FT.	#of Shelves	#of Pans	#of Hood	HP	AMPS	Crated Weight (lbs.)	L x D* x H† (inches)
JST-36	1	7.5	1	8	1	1/4	4.5	177	35 3/8 x 27 3/8 x 35 3/4
JST-48	2	11	2	12	1	1/4	4.5	212	47 1/4 x 27 3/8 x 35 3/4
JST-60	2	15	2	14	1	1/4	4.8	231	59 x 27 3/8 x 35 3/4
JST-72	3	18	3	18	2	1/4	4.8	275	70 7/8 x 27 3/8 x 35 3/4

\* Depth does not include 1-1/2" for cutting boards and 1" for rear spacers. † Height does not include 5-7/8" for caster height.

# JST MODELS SPECIFICATIONS

ELECTRICAL DATA	JST-36	JST-48	JST-60	JST-72
Voltage	115/60/1	115/60/1	115/60/1	115/60/1
Plug Type	Ⓢ NEMA-5-15P	Ⓢ NEMA-5-15P	Ⓢ NEMA-5-15P	Ⓢ NEMA-5-15P
Full Load Amperes	4.5	4.5	4.8	4.8
Compressor HP	1/4	1/4	1/4	1/4
Cord Length ft.	9	9	9	9
Refrigerant	R-134A	R-134A	R-134A	R-134A
<b>DIMENSIONAL DATA</b>				
Ext. Length Overall in.	35 <sup>3</sup> / <sub>8</sub> (899mm)	47 <sup>1</sup> / <sub>4</sub> (1200mm)	59 (1499mm)	70 <sup>7</sup> / <sub>8</sub> (1800mm)
Ext. Depth Overall in.*	27 <sup>3</sup> / <sub>8</sub> (696mm)	27 <sup>3</sup> / <sub>8</sub> (696mm)	27 <sup>3</sup> / <sub>8</sub> (696mm)	27 <sup>3</sup> / <sub>8</sub> (696mm)
Ext. Height Overall in.†	35 <sup>3</sup> / <sub>4</sub> (908mm)	35 <sup>3</sup> / <sub>4</sub> (908mm)	35 <sup>3</sup> / <sub>4</sub> (908mm)	35 <sup>3</sup> / <sub>4</sub> (908mm)
# of Doors	1	2	2	3
# of Shelves	1	2	2	3
# of Pans	8	12	14	18
Net Capacity cu. ft.	7.5	11	15	18
Gross Weight lbs.	177	212	231	275
Net Weight lbs.	157	191	213	254

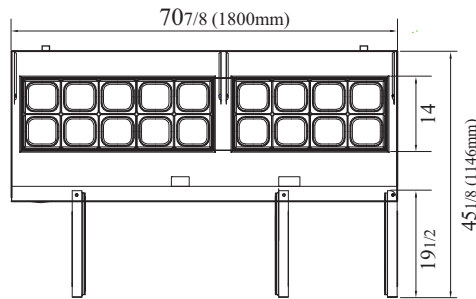
Design and specifications subject to change without notice.

Actual shipping weight may differ due to extra packing materials for product protection.

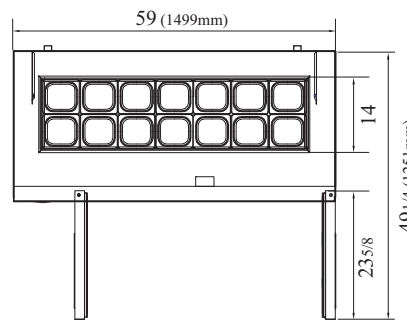
\* Depth does not include 1-1/2" for cutting boards and 1" for rear spacers. † Height does not include 5-7/8" for caster height.

■ **WARRANTY : 1 Year Parts and Labor Warranty**  
**Additional 4 Year Warranty on Compressor**

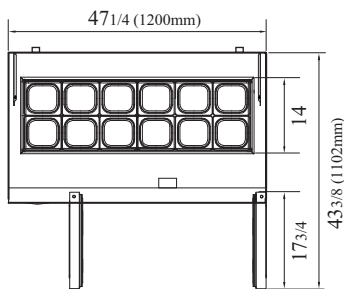
- SELF-CONTAINED SYSTEM
- 4" DIA. SWIVEL CASTERS
- STANDARD 1/6 SIZE, 4" DEEP CONDIMENT PANS INCLUDED
- 9 1/2" DEEP, 1/2" THICK CUTTING BOARD INCLUDED
- 2.5" DIA. CASTERS AVAILABLE (OPTIONAL)
- LEGS AVAILABLE FOR ALL MODELS (OPTIONAL)



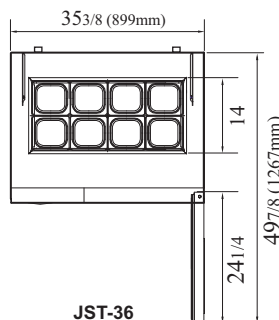
JST-72  
TOP VIEW



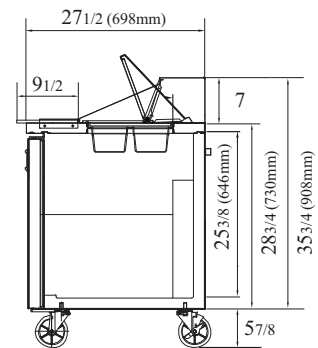
JST-60  
TOP VIEW



JST-48  
TOP VIEW



JST-36  
TOP VIEW



SIDE VIEW

(unit : inch)

PLAN VIEW