

Job: \_\_\_\_\_

Item: \_\_\_\_\_

Quantity: \_\_\_\_\_

## Bun Pan Racks

### Virtually Maintenance Free,

- All welded construction insures the maximum strength and stability of each rack.
- Shipped assembled for immediate use.
- Available in both end and side loading styles, to accommodate 18" x 26", 13" x 18", and 14" x 18" pans

### Easy to Maneuver

- Equipped with four 5" heavy duty platform type casters.
- Non-marking wheels protect floors and minimize noise.
- Caster plates are securely welded to the frame of each unit and casters are then bolted to the caster plate...not directly to the frame...with four bolts. This procedure strengthens the overall integrity of the rack and prevents breakage.

### Guaranteed To Last

- Five-Year Guarantee against material defects and workmanship.
- Lifetime Guarantee against rust and corrosion.

### NSF Certified



#1330



#1461

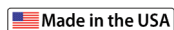


#1331S



#1461S

*This information is for general sales and engineering use only. New Age Industrial reserves the right to modify or make changes at any time without notice to materials and specifications.*



Made For:

Job: \_\_\_\_\_

Item: \_\_\_\_\_

Quantity: \_\_\_\_\_

## Bun Pan Racks

**APPLICATIONS:** General storage and movement of trays and pans.

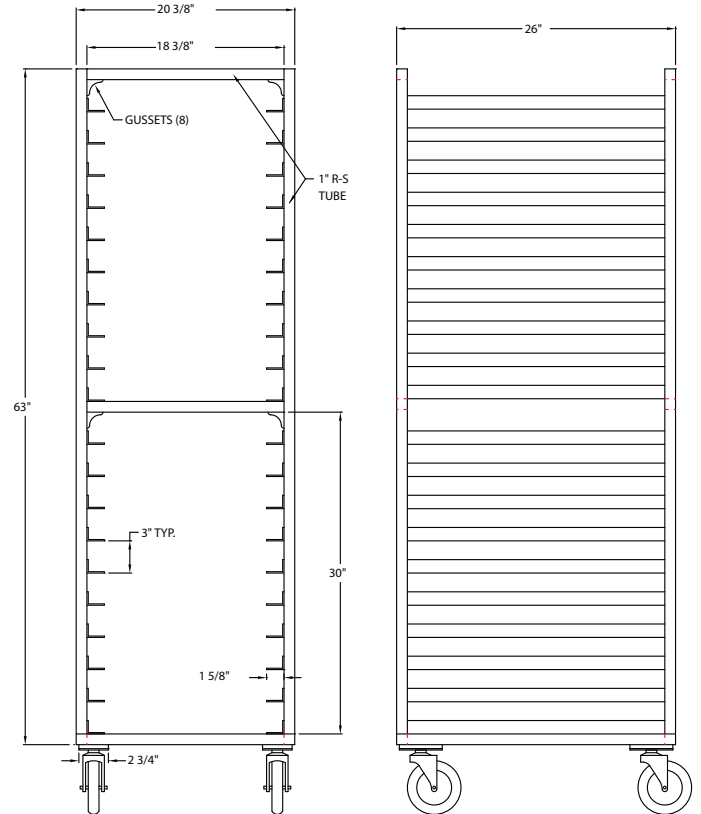
**CONSTRUCTION:** Heavy duty, high tensile, extruded aluminum. Type 6463-T5 alloy.

**TRAY SLIDES:** Slides are 1 1/4" x 1 5/8" x .100 extruded aluminum angle welded to frame.

**FRAME & CROSS SUPPORTS:** Vertical and horizontal frame members are 1" x 1" x .070 extruded aluminum tubing. All welded unit.

**CORNER GUSSETS:** Gussets of 1 1/2" x 1 1/2" x 5/8" thick angle are welded to the inside angles (bottom side) where horizontal cross bracing meets vertical uprights. Note: Each gusset requires 4 1/2" of weld.

**CASTERS:** Platform type, 5" diameter wheel, full swivel design with sealed ball bearing. Wheel material is non-marking polyurethane.



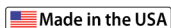
**#1331**



Model No.	Size W-H-D	Pan Cap.	Runner Spacing	Ship Wt.
<b>3/4-SIZE END LOADING RACK</b>				
1361	20 3/8" x 60 5/8" x 26"	17	3"	54#
<b>END LOADING RACKS</b>				
1461*	20 11/16" x 69 3/4" x 26"	38	1 1/2"	56#
1330	20 3/8" x 69 3/4" x 26"	30	2"	70#
1331	20 3/8" x 69 3/4" x 26"	20	3"	58#
1332	20 3/8" x 69 3/4" x 26"	15	4"	49#
1333	20 3/8" x 69 3/4" x 26"	12	5"	46#
1334	20 3/8" x 69 3/4" x 26"	10	6"	42#
<b>SIDE LOADING RACKS</b>				
1461S*	28 3/8" x 69 3/4" x 19"	38	1 1/2"	50#
1330S	28 3/8" x 69 3/4" x 19"	30	2"	60#
1331S	28 3/8" x 69 3/4" x 19"	20	3"	51#
1332S	28 3/8" x 69 3/4" x 19"	15	4"	45#
1333S	28 3/8" x 69 3/4" x 19"	12	5"	42#
1334S	28 3/8" x 69 3/4" x 19"	10	6"	41#

Four 5" platform type swivel casters (#C450).  
 \* #1461 & #1461S Units Hold Pans By The Lip Only.

This information is for general sales and engineering use only. New Age Industrial reserves the right to modify or make changes at any time without notice to materials and specifications.



Made For: