

Job: _____

Item: _____

Quantity: _____

“Adjust-A-Shelf” Shelving -- H.D. Series Shelf

- Approved for use in freezers, displays as well as packaging and storage areas.
- Heavy duty aluminum shelves keep heavier product organized.
- Weight capacity of 2000 lbs. per shelf.
- Lifetime Guarantee against rust and corrosion.
- Lifetime Guarantee against workmanship and material defects.
- NSF Certified.



Adjustable Unit with Casters



Adjustable Stationary Unit



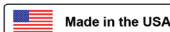
Design Your Own Custom Unit

- All three series of “Adjust-A-Shelf” Shelving (the same length and width) are interchangeable.
- This allows you to custom make your own complete units with the type of shelving (H.D., T-Bar, Solid Brute) you need.
- Each unit assembles in minutes with only an allen wrench.



H.D. Shelf

This information is for general sales and engineering use only. New Age Industrial reserves the right to modify or make changes at any time without notice to materials and specifications.



Distributed by:

Job: _____

Item: _____

Quantity: _____

“Adjust-A-Shelf” Shelving -- H.D. Series Shelf

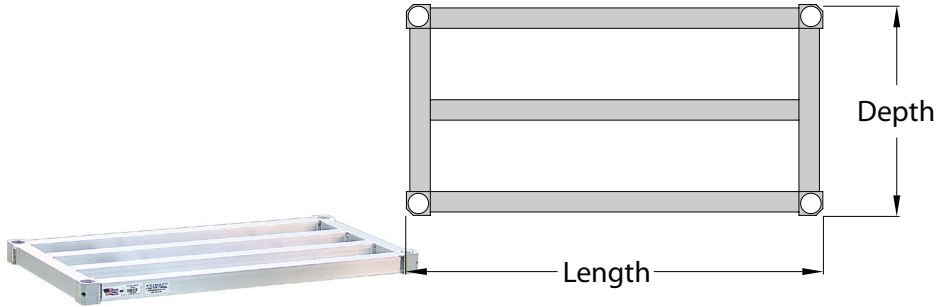
MATERIAL:

- Framework is constructed out of 1½" x 1¾" x .070" wall tubing.
- Posts (*sold separately*) are constructed out of 1⅝" diameter pipe and are marked at 2" intervals.

GUARANTEE:

- Lifetime Guarantee against rust and corrosion.
- Lifetime Guarantee against workmanship and material defects.

NSF Certified.



Model No.	Size D-L	# Of Lat.	Ship Wt.
1530HD	15" x 30"	3	5#
1536HD	15" x 36"	3	6#
1542HD	15" x 42"	3	7#
1548HD	15" x 48"	3	8#
1554HD	15" x 54"	3	9#
1560HD	15" x 60"	3	9.5#
1566HD	15" x 66"	3	10#
1572HD	15" x 72"	3	11#
1830HD	18" x 30"	4	7#
1836HD	18" x 36"	4	8#
1842HD	18" x 42"	4	9#
1848HD	18" x 48"	4	10#
1854HD	18" x 54"	4	11#
1860HD	18" x 60"	4	12#
1866HD	18" x 66"	4	13#
1872HD	18" x 72"	4	14#
2030HD	20" x 30"	4	7#
2036HD	20" x 36"	4	8#
2042HD	20" x 42"	4	9#
2048HD	20" x 48"	4	10#
2054HD	20" x 54"	4	11#
2060HD	20" x 60"	4	12#
2066HD	20" x 66"	4	13#
2072HD	20" x 72"	4	14#
2096HD*	20" x 96"	4	19#
2430HD	24" x 30"	5	9#
2436HD	24" x 36"	5	10#
2442HD	24" x 42"	5	11#
2448HD	24" x 48"	5	12#
2454HD	24" x 54"	5	14#
2460HD	24" x 60"	5	15#
2466HD	24" x 66"	5	16#
2472HD	24" x 72"	5	17#
2496HD*	24" x 96"	5	24#
3030HD	30" x 30"	6	10.5#
3036HD	30" x 36"	6	12#
3048HD	30" x 48"	6	15#

Casters

Model No.	Size	Type	Description
C440	5" x 1⅝"	stem	swivel w/ brake


Casters are heavy duty, easily installed and can be added in the field.



Posts

Model No.	Length	Ship Wt.
12P	12"	.6#
34P	34"	2#
48P	48"	3#
54P	54"	3#
60P	60"	3#
68P	68"	4#
72P	72"	4#
76P	76"	4#
84P	84"	5#

Capped aluminum pipe (1⅝" o.d.).
 Marked in 2" increments.



Constructed of 1½" x 1¾" extruded aluminum tubing.

* 96" Shelves Require 6 Posts.

This information is for general sales and engineering use only. New Age Industrial reserves the right to modify or make changes at any time without notice to materials and specifications.



Distributed by: