



BEVERAGE-AIR

3779 Champion Blvd., Winston-Salem, NC 27105
1-888-845-9800 Fax# 1-336-245-6453
<http://www.Beverage-Air.com>

Commercial Refrigeration Equipment General Specification

BB 27" BASE SERIES—BACK BAR REFRIGERATOR

Back bar storage cabinets come in four basic, self-contained models up to 95" wide. Overall height is 37 1/4." Depth is 27" from face of door to back of cabinet. Handles project 1 3/4." Solid doors are standard. Two remote models (BB58R and BB78R) complete the 27" base series of back bars.

CABINET CONSTRUCTION

Standard, cabinet exterior construction includes attractive, wear resistant vinyl on steel in black finish. Stainless exterior options available. Equipped with 2" stainless steel top. Doors are self-closing and include key locks. Magnetic door gaskets provide positive door sealing. Doors are field reversible with hinge kit accessory.

Standard interior construction utilizes galvanized steel walls and ceiling. Reinforced floor and doorsills are made from heavy-duty stainless steel to provide long lasting service. Interior, incandescent, lighting is standard with manual on/off switch.

Foamed-in-place CFC and HCFC-free polyurethane insulation enhances the structural strength of the cabinet and helps increase energy efficiency.

REFRIGERATION

Refrigeration system uses R134a refrigerant, which is CFC and HCFC-free for compliance with environmental safety concerns. Remote refrigeration models include expansion valve installed.

Condensate elimination is automatic and non-electric.

ELECTRICAL

Units wired at factory and ready for connection to a 115/60/1 phase, 15 amp dedicated outlet. 8' long cord and plug set included.

Item No. _____

Quantity _____

BEER EQUIPMENT SOLID DOOR BACK BAR REFRIGERATORS 27" BASE BB SERIES

MODELS:
BB58/58R
BB68
BB78/78R
BB94



BB58



BB68 STAINLESS



BB94

Available From:



*Note: Not all markings may apply to all model variations.

Model Specified _____

Store# _____

Location _____

Quantity _____



BEVERAGE-AIR

ELECTRICAL CONNECTION

Units pre-wired at factory and include 8' long cord and plug set.



115/60/1
NEMA-5-15P

Back Bar Refrigerators, 27" Base

Models: BB58, BB58R, BB68, BB78, BB78R, BB94

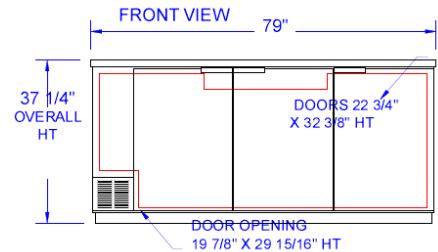
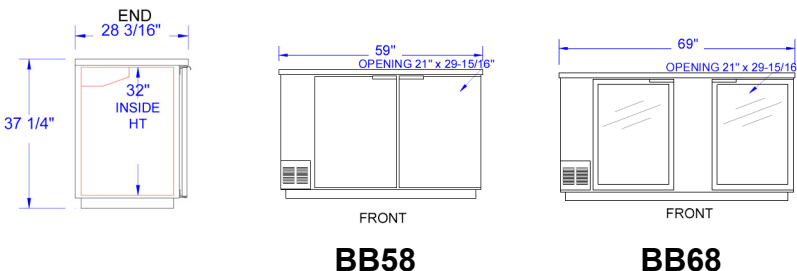
| MODEL | BB58 | BB58R | BB68 | BB78 | BB78R | BB94 |
|----------------------------------|-----------------|-----------------|-----------------|-----------------|-----------------|-----------------|
| EXTERNAL DIMENSIONAL DATA | | | | | | |
| Length Overall (inches) | 59" | 59" | 69" | 79" | 79" | 95" |
| Length Overall (mm) | 1499 | 1499 | 1753 | 2007 | 2007 | 2413 |
| Depth Overall (inches) | 28 3/16" | 28 3/16" | 28 3/16" | 28 3/16" | 28 3/16" | 28 3/16" |
| Depth Overall (mm) | 716 | 716 | 716 | 716 | 716 | 716 |
| Height Overall— (inches) | 37 1/4" | 37 1/4" | 37 1/4" | 37 1/4" | 37 1/4" | 37 1/4" |
| Height Overall— (mm) | 946 | 946 | 946 | 946 | 946 | 946 |
| Clear Door Width (inches) | 21" x 29 15/16" | 21" x 29 15/16" | 21" x 29 15/16" | 21" x 29 15/16" | 21" x 29 15/16" | 21" x 29 15/16" |
| Depth With Door Open 90° | 50 1/2" | 50 1/2" | 50 1/2" | 50 1/2" | 50 1/2" | 50 1/2" |
| Number of doors | 2 | 2 | 2 | 3 | 3 | 3 |
| INTERNAL DIMENSIONAL DATA | | | | | | |
| NET Capacity (cubic ft.) | 23.8 | 23.8 | 28.4 | 33 | 33 | 39.7 |
| NET Capacity (Liters) | 674 | 674 | 804 | 935 | 935 | 1124 |
| Internal Length Overall (inches) | 55" | 55" | 65" | 75" | 75" | 91" |
| Internal Length Overall (mm) | 1397 | 1397 | 1651 | 1905 | 1905 | 2311 |
| Internal Depth Overall (inches) | 23" | 23" | 23" | 23" | 23" | 23" |
| Internal Depth Overall (mm) | 584 | 584 | 584 | 584 | 584 | 584 |
| Internal Height Overall (inches) | 32" | 32" | 32" | 32" | 32" | 32" |
| Internal Height Overall (mm) | 813 | 813 | 813 | 813 | 813 | 813 |
| Number of Shelves | 4 | 4 | 4 | 6 | 6 | 6 |
| Number of Kegs (straight wall) | 2 | 3 | 3 | 4 | 4 | 5 |
| ELECTRICAL DATA | | | | | | |
| Full Load Amperes 115/60/1 | 7.2 | remote | 7.2 | 7.2 | remote | 7.2 |
| ENERGY CONSUMPTION (KWH) | | | | | | |
| | 4.37 | n/a* | 3.55 | 4.02 | n/a* | 4.8 |
| REFRIGERATION DATA | | | | | | |
| Horsepower | 1/3 | remote | 1/3 | 1/3 | remote | 1/3 |
| WEIGHT DATA | | | | | | |
| Gross Weight (Crated lbs) | 354 | 284 | 397 | 439 | 386 | 498 |
| Gross Weight (Crated kg) | 161 | 129 | 180 | 199 | 175 | 226 |



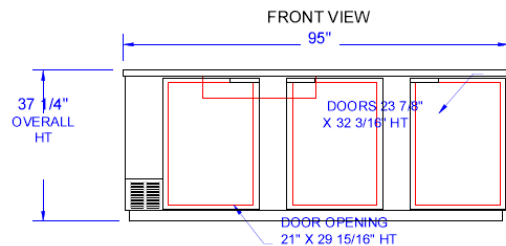
*Note: Not all markings may apply to all model variations.

*N/A: Not available at time of printing.

PLAN VIEWS



BB78



BB94

BEVERAGE-AIR® CORPORATION

3779 Champion Blvd. • Winston-Salem, NC 27105 USA • (336) 245-6400 • Fax (336) 245-6453 • (888) 845-9800 • www.beverage-air.com

Specifications are subject to change without prior notice. 11/12