

Item No. \_\_\_\_\_  
 Quantity \_\_\_\_\_



**BEVERAGE-AIR**

**COMMERCIAL REFRIGERATION EQUIPMENT**

**GENERAL SPECIFICATIONS**

**BOTTOM MOUNTED  
 REACH-IN  
 REFRIGERATORS**

**K-Series / RI18**

**MODELS:**

- KR12
- KR24
- KR36
- KR48
- KR74
- RI18

**CONSTRUCTION:**

Heavy duty construction includes stainless front (doors and grilles) with #3 finish. Exterior sides are steel with gray finish. Exterior top, back, and bottom are galvanized steel. Exterior mounted thermometer is digital type. Interior of cabinet is white coating backed on steel. Interior pilasters are "regular" type. Interior shelves are white coated steel wire. Door locks standard (except KR12). Casters are standard.

**REFRIGERATION**

Unit's system is located at bottom of cabinet. A capillary tube is used to meter R134A refrigerant between condenser and high humidity, coated evaporator coil. Temperature control is located inside top of cabinet.

**AIR DISTRIBUTION:**

Beverage-Air's unique down-duct air distribution provides the ideal environment for food preservation. Refrigerated air is discharged from an evaporator coil compartment located at the interior top of cabinet. Air is discharged down rear of cabinet. Air is returned upward across the full width of the interior front assuring even temperatures throughout the cabinet



**RI18**



**KR74**



**KR36**



**KR48**



Choose energy-efficient products with the ENERGY STAR® label. It's an easy way to protect the environment while also saving money.



Made in USA  
<http://www.Beverage-Air.com>  
<http://www.CCR.Carrier.com>



PO Box 5932, Spartanburg, SC 29304  
 1-800-845-9800 Fax No. 1-864-582-5083

Model Specified \_\_\_\_\_ Project # \_\_\_\_\_

Location \_\_\_\_\_ Quantity \_\_\_\_\_



BEVERAGE-AIR

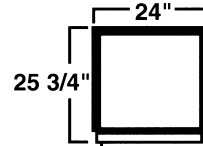
## Reach-In Refrigerators

MODELS: KR12, KR24, KR36, KR48, KR74, RI18

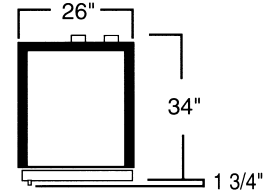
## DIMENSIONS

## SPECIFICATIONS

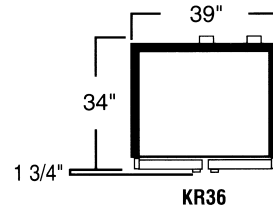
MODEL	KR12	KR24	KR36	KR48	KR74	RI18
<b>DIMENSIONAL DATA</b>						
Net Capacity (cubic ft.)	12	20.7	31.75	44.9	69.2	13.3
Net Capacity (liters)	340	586	899	1272	1960	377
Width (inches)	24"	26"	39"	52"	78"	27 1/4"
Width (mm)	610	660	991	1321	1981	692
Depth (inches) - Overhandle	23 3/4"	32"	32"	32"	32"	27 1/2"
Depth (mm) - Overhandle	603	813	813	813	813	692
Height (inches)	65"	82 1/2"	82 1/2"	82 1/2"	82 1/2"	73"
Height (mm)	1651	2096	2096	2096	2096	1854
Number of sections	1	1	2	2	3	2
Number of shelves	3	4	8	8	12	4
<b>ELECTRICAL DATA</b>						
Volts	115	115	115	115	115	115
Amps	5.0	5.5	9.4	9.4	10.5	6.6
<b>REFRIG. DATA</b>						
Refrigerant	R134A	R134A	R134A	R134A	R134A	R134A
Horsepower	1/5	1/4	1/3	1/3	1/2	1/4
<b>WEIGHT DATA</b>						
Gross Weight (Crated lbs)	350 lbs	350 lbs	500 lbs	521 lbs	680 lbs	338 lbs
Gross Weight (Crated kg)	159	159	227	237	309	153



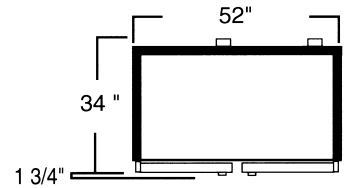
KR12 TOP VIEW



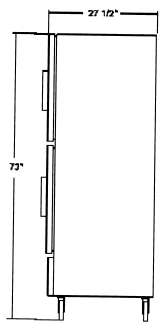
KR24 TOP VIEW



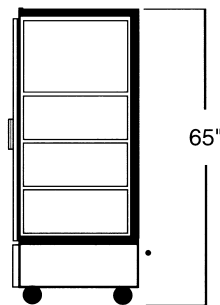
KR36 TOP VIEW



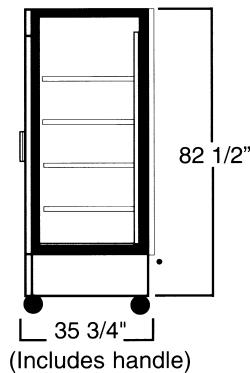
KR48 TOP VIEW



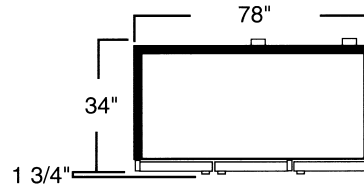
RI18 END



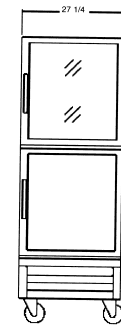
KR 12 END



KR24, 36, 48, 74 END



KR74 TOP VIEW



RI18 FRONT VIEW

Available From:



BEVERAGE-AIR

PO Box 5932 • Spartanburg, SC • 29304 • USA  
 1-800-845-9800 • Fax No. 1-864-582-5083  
 www.Beverage-Air.com  
 www.CCR.Carrier.com