

# Models B-3, B-3WL, & B-3WR

## PRECISION BREW™ Decanter Brewers



**Model B-3**

(Decanters sold separately)



**Model B-3WL**

(also available with right side warmers: B-3WR)  
(Decanters sold separately)

Digitally controlled decaanter brewer holds brew temperature to  $\pm 1^{\circ}\text{F}$  throughout the brew cycle. Brew temperature, brew volume, operator defined pre-infusion/pulse brewing, energy savings, and low temp/no brew are programmable from the front display.



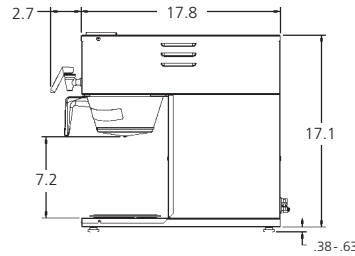
**GRINDMASTER™**  
CORPORATION




## Models B-3, B-3WL, & B-3WR

### Features:

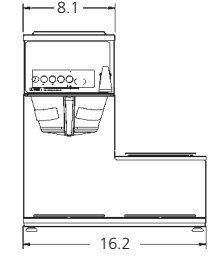
- Model B-3 is a single, digitally controlled brewer. It has one warmer under the brew basket and two warmers on top (Decanters sold separately).
- Model B-3WR is a single, digitally controlled brewer. It has one warmer under the brew basket and two warmers on the right side (Decanters sold separately).
- Model B-3WL is a single, digitally controlled brewer. It has one warmer under the brew basket and two warmers on the left side (Decanters sold separately).
- Precise Brew Temperature - The brewer will hold the brew temperature to +/- 1°F during the complete brew cycle.
- Brew Volume - Can be set by 'teach' mode to eliminate trial-and-error set-up.
- Pulse brewing/pre-infusion - Allows the brew sequence to extract up to 20% more dissolved solids per batch of coffee. Programmable: number of pulses, pulse-on time and pulse-off time. Changing the pulse sequence does not affect the brew volume.
- Low Temp/No Brew - Allows the brew cycle to begin only when the water has reached the optimum brew temperature.
- Cycle Counter - The brewer counts the total number of brew cycles.
- Programming Lock-Out - The brewer settings can be "locked" to prevent tampering.
- Energy Savings/Coffee Old - The warmers can be programmed to shut off up to 240 minutes from the last brew cycle.
- Pour-Over Capability - Automatically converts to pour-over mode when the inlet valve does not sense water. Also capable of being manually set to pour-over mode through the front.
- Dual Voltage with toggle switch models are available to accept 120/240V or 120V supply.
- Warranty - 2 years parts and labor on the brewer. 4 years part warranty on the control board.



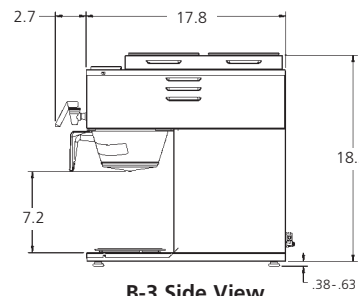
B-3WR/B-3WL Side View



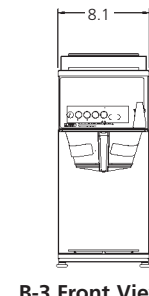
B-3WL Front View



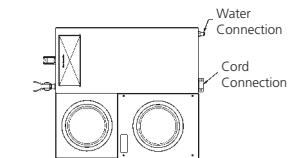
B-3WR Front View



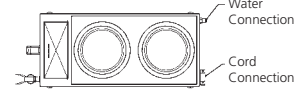
B-3 Side View



B-3 Front View



B-3WR Top View



B-3 Top View

Specifications	Model B-3	Models B-3WR/B-3WL
<b>Electrical</b>	120V/1800W/15Amps 120/240V/3800W/16Amps 120/208V/2860W/13.8Amps <i>European Voltages Available</i>	120V/1800W/15Amps 120/240V/3800W/16Amps 120/208V/2860W/13.8Amps <i>European Voltages Available</i>
<b>Brew Capacity</b> (64 oz. decanters per hour)	(8) at 120V; (16) at 240V; (15) at 208V	(9) at 120V; (16) at 240V; (15) at 208V
<b>Water Line</b>	1/4" flare	1/4" flare
<b>Water Pressure</b>	30-80 psi	30-80 psi
<b>Tank Drain</b>	Yes	Yes
<b>Tank Size</b>	1.38 gal. (5.2 L)	1.38 gal. (5.2 L)
<b>Dimensions (H x W x D)</b>	19" x 8-1/4" x 17-3/4" 49 cm x 21 cm x 45 cm	17-3/4" x 16-1/4" x 17-3/4" 45 cm x 41 cm x 45 cm
<b>Ship Dimensions (H x W x D)</b>	22" x 13" x 24" 56 cm x 33 cm x 61 cm	22" x 21" x 24" 56 cm x 53 cm x 61 cm
<b>Weight</b>	27 lbs. (12.2 kg)	29-1/2 lbs. (13.4 kg)
<b>Ship Weight</b>	35 lbs. (15.9 kg)	40 lbs. (18.1 kg)
<b>Listings</b>	UL, CUL, NSF, (CE for E models only)	UL, CUL, NSF, (CE for E models only)

Specifications are subject to improvement or change without notice.



**GRINDMASTER™**  
CORPORATION



Grindmaster® Coffee Grinders and Brewers • PrecisionBrew™ Brewing Systems • Espresso® Espresso Machines  
Crathco® Hot Beverage Dispensers • Crathco® Cold and Frozen Beverage Dispensers • AMW Coffee and Tea Systems  
Tel (502) 425-4776 • Fax (502) 425-4664 • 1-800-695-4500 (USA & Canada only)

P.O. Box 35020 • Louisville, KY 40232 • USA

www.grindmaster.com • email: info@grindmaster.com