

COMBITHERM®

20•20^{ESG}

COMBIoven™

Boiler-FREE



MODEL 20•20ESG DELUXE
CAPACITY OF FORTY (40) FULL-SIZE OR GN 1/1 PANS,
TWENTY (20) FULL-SIZE SHEET OR GN 2/1 PANS

- Flash-steam generation makes conventional steam generator obsolete:
 - Eliminates steam generating boiler maintenance
 - Ends boiler heating element burn-out
 - Maintains steam levels without a water reservoir
- Cook by internal product temperature or time with temperature variable steam, convection heat, or a combination of both to roast, steam, bake, or oven-fry in a single piece of equipment.
- Provides increased food quality and expands menu options while increasing production efficiency and speed by as much as 70-percent compared to conventional cooking methods.
- EcoSmart™ technology reduces energy cost by using less electricity and water during both normal operation and the cleaning function.
- Gold-n-Brown™ feature provides the operator with the ability to add additional product color.
- CombiClean™ feature uses scrubbing jets of water for fully automatic cleaning. Use either commercial-strength CombiClean Tablets or Combitherm Cleaning Liquid Spray.
- Standard and Deluxe control offers additional moisture injection, Delta-T cooking, multiple language display, and other features.
- Enhanced safety feature includes automatic steam venting immediately before cooking time expires. (U.S. Pat. 7,282,674)
- CombiSmoke™ is an optional feature — patented smoking technology (U.S. Pat. 7,157,668; EU Pat. 1659911) that gives operators the unique ability to smoke any product, hot or cold.

SHORT FORM SPECIFICATIONS:

Provide Alto-Shaam Combitherm® floor standing Model 20•20ESG flash-steam gas CombiOven designed with EcoSmart™ technology for reduced energy and water usage and include operational modes for steam, convection, and a combination of steam and convection heat. Standard features to include energy efficient forced-air power burner, patented heat exchange system, electronic ignition, patented automatic steam venting; Gold-n-Brown™ browning function; and a self-adjusting, flush-mounted rotary door handle with a steam venting safety stop. Control to include 2-speed fan and cool-down function. Oven is to be constructed of 18 gauge stainless steel, include an attached spray hose with backflow preventer, and automatic cleaning function. The oven is to accommodate up to 20 full-size sheet pans or 40 full-size hotel pans, include standard right-hand door hinging, and Roll-in pan cart with removable drip tray and cart handle. The oven is to include the patented CombiSmoke™ smoking function (*only if requested with order*).

STANDARD CONTROL: To include removable quick-connect internal product temperature probe in the oven interior.

DELUXE CONTROL: To include removable quick-connect internal product temperature probe in the oven interior and programming capability with Rapid-Touch™ operational quick-keys.

S-CONTROL: To include removable quick-connect internal product temperature probe in the oven interior as an option.

MODELS:

- 20•20ESG: STANDARD
- 20•20ESG: DELUXE
- 20•20ESG: S-CONTROL



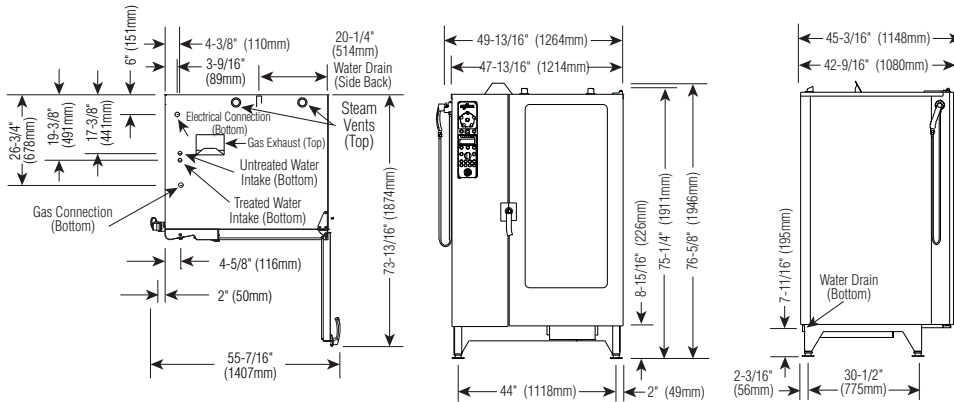
STANDARD FEATURES AND ACCESSORIES

- Roll-in pan cart completely interchangeable with QC-100 QuickChiller™ and 20•20 CombiMate® companion holding cabinet with:
 - Twenty (20) non-tilt pan support rails
 - 21-1/16" (535mm) horizontal width between rails
 - 2-5/8" (65mm) vertical spacing between rails
 - Ten (10) stainless steel shelves
 - Removable drip tray and cart handle
- Four (4) removable adjustable legs
- One (1) hand-held shower with backflow preventer PATENT PENDING
- One (1) flush-mounted rotary door latch with steam venting position
- Single-point detachable temperature probe (OPTIONAL ON S-CONTROL MODELS)

ALTO-SHAAM

W164 N9221 Water Street • P.O. Box 450 • Menomonee Falls, Wisconsin 53052-0450 • U.S.A.
PHONE: 262.251.3800 800.558.8744 U.S.A./CANADA FAX: 262.251.7067 800.329.8744 U.S.A. ONLY
www.alto-shaam.com

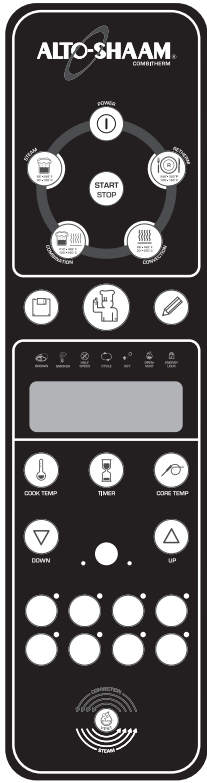




DIMENSIONS: H x W x D
EXTERIOR: 76-5/8" x 49-13/16" x 45-3/16" (1946mm x 1264mm x 1148mm)
EXTERIOR WITH RETRACTABLE DOOR: 76-5/8" x 53-13/16" x 45-3/16" (1337mm x 1366mm x 1148mm)
INTERIOR: 54-15/16" x 25-1/4" x 33-7/8" (1395mm x 640mm x 860mm)

CLEARANCE REQUIREMENTS			GAS REQUIREMENTS																			
<p>LEFT: 6" (152mm) PLUS SERVICE ACCESS: 18" (457mm) RECOMMENDED 20" (508mm) FROM HEAT PRODUCING EQUIPMENT</p> <p>RIGHT: 4" (102mm) TOP: 20" (508mm) FOR AIR MOVEMENT</p> <p>BACK: 4" (102mm) BOTTOM: 5-1/8" (130mm) FOR LEGS</p>			<p>CONNECTED ENERGY LOAD: 190,000 Btu/hr HOOK-UP: 3/4" NPT</p> <p>MINIMUM CONNECTED PRESSURE: 5.5" W.C. (Natural Gas) 9" W.C. (Propane)</p> <p>MAXIMUM CONNECTED PRESSURE: 14" W.C. GAS TYPE MUST BE SPECIFIED ON ORDER.</p>																			
WATER REQUIREMENTS			WATER QUALITY MINIMUM STANDARDS																			
<p>TWO (2) COLD WATER INLETS - DRINKING QUALITY</p> <p>ONE (1) TREATED WATER INLET: 3/4" NPT*</p> <p>ONE (1) UNTREATED WATER INLET: 3/4" NPT*</p> <p>LINE PRESSURE: 30 to 90 psi 2.8 to 6.2 bar</p> <p>WATER DRAIN: 1-1/2" CONNECTION WITH AIR GAP</p> <p>* Can manifold off of one 3/4" line.</p>			<p>USING A WATER SUPPLY NOT MEETING ALTO-SHAAM'S MINIMUM WATER QUALITY STANDARDS WILL VOID THIS WARRANTY. It is the responsibility of the purchaser to ensure that incoming water supply is compliant with the specifications listed through adequate treatment measures. Installation of the CombiGuard™ Water Filtration System is recommended, but this system may not address all water quality issues present.</p> <table border="1"> <tr> <th>Contaminant</th> <th>Inlet Water Requirements (untreated water)</th> </tr> <tr> <td>Free Chlorine</td> <td>Less than 0.1 ppm (mg/L)</td> </tr> <tr> <td>Hardness</td> <td>Less than 3 gpg (52 ppm)</td> </tr> <tr> <td>Chloride</td> <td>Less than 30 ppm (mg/L)</td> </tr> <tr> <td>pH</td> <td>7.0 to 8.5</td> </tr> <tr> <td>Alkalinity</td> <td>Less than 50 ppm (mg/L)</td> </tr> <tr> <td>Silica</td> <td>Less than 12 ppm (mg/L)</td> </tr> <tr> <td>Total Dissolved Solids (tds)</td> <td>Less than 60 ppm</td> </tr> </table>				Contaminant	Inlet Water Requirements (untreated water)	Free Chlorine	Less than 0.1 ppm (mg/L)	Hardness	Less than 3 gpg (52 ppm)	Chloride	Less than 30 ppm (mg/L)	pH	7.0 to 8.5	Alkalinity	Less than 50 ppm (mg/L)	Silica	Less than 12 ppm (mg/L)	Total Dissolved Solids (tds)	Less than 60 ppm
Contaminant	Inlet Water Requirements (untreated water)																					
Free Chlorine	Less than 0.1 ppm (mg/L)																					
Hardness	Less than 3 gpg (52 ppm)																					
Chloride	Less than 30 ppm (mg/L)																					
pH	7.0 to 8.5																					
Alkalinity	Less than 50 ppm (mg/L)																					
Silica	Less than 12 ppm (mg/L)																					
Total Dissolved Solids (tds)	Less than 60 ppm																					
INSTALLATION REQUIREMENTS																						
<p>Oven must be installed level. Hood installation. Water supply shut-off valve and back-flow preventer. Alternate burner orifice is required for installation sites at elevations of 3,000 feet (914m) above sea level.</p>																						
ELECTRICAL (DEDICATED CIRCUIT REQUIRED)			20•20ESG		20•20ESG/sk																	
VOLTAGE	PHASE	CYCLE/HZ	CORD/PLUG/AWG	AMPS	kW	AMPS	kW															
110 - 120	1	50/60	NEMA L5-30P, 30A, 125V Plug, AWG 12	22.0	2.6	SK NOT AVAILABLE																
208 - 240	1	50/60	Bare End, 3 Wire plus ground, AWG 12	16.0	3.3	18.5	3.9															
208 - 240	3	50/60	Bare End, 4 Wire plus ground, AWG 12	7.5/ph	2.7	8.95/ph	3.2															
WEIGHT			CAPACITY																			
NET	838 lb EST.	(380 kg) EST.	FULL-SIZE PANS: 20" x 12" x 2-1/2"	Forty (40)	Thirty-eight (38)																	
			GN 1/1: 530 x 325 x 65mm	Forty (40)	Thirty-eight (38)																	
			GN 2/1: 650 x 530 x 65mm	Twenty (20)	Eighteen (18)																	
SHIP	1325 lb EST.	(601 kg) EST.	FULL-SIZE SHEET PANS:* 18" x 26" x 1"	Twenty (20)	Eighteen (18)																	
			ON WIRE SHELVES ONLY																			
CRATE	82" x 56" x 50" EST.		480 lb (218 kg) MAXIMUM																			
DIMENSIONS: (2083 x 1422 x 1270mm)			VOLUME MAXIMUM: 300 QUARTS (380 LITERS)																			

*ADDITIONAL WIRE SHELVES REQUIRED FOR MAXIMUM CAPACITY



Deluxe Control

(PICTURED)

The Combitherm deluxe control includes all the operational functions of the standard control and adds a programming function. Program memory can accept up to 250 procedures, each with up to 20 steps in any combination of cooking modes. The deluxe control also features a set of 8 Rapid-Touch™ keys to assign frequently used programs to cook at the touch of a single button.

Standard Control

The Combitherm standard control includes all operational functions shown to steam, bake, and roast by time or internal product temperature. The control features the Gold-n-Brown™ automatic browning function, a Retherm Mode for plate regeneration, plus a wide variety of auxiliary functions and operational settings. This control is offered for operators that do not require programming capability.



S-Control

The Combitherm S-Control includes all basic combination oven operational modes with the use of rotary dials. The S-Control also features the Gold-n-Brown™ automatic browning function, an automatic cleaning setting, an oven cool-down function, and a half-speed fan position. S-Control models can also be furnished with CombiSmoke or Core Temperature option package.



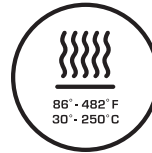
Steam Mode

Automatic steaming at 212°F (100°C)
Quick steaming between 213°F and 248°F (101°C and 120°C)
Low temp steaming between 86°F and 211°F (30°C and 99°C)




Combination Mode

Steam and convection cooking with a temperature range of 212°F to 482°F (100°C to 250°C)



Convection Mode

Cooking without steam at a temperature range of 86°F to 482°F (30°C to 250°C)



Retherm Mode

Food or plated meal reheating with automatic steam injection at a temperature range of 248°F to 320°F (120°C to 160°C)



Core Temperature Mode

Cooking by sensing internal product temperature in any selected cooking mode



Gold-n-Brown™

An automatic browning function to be set or programmed as needed to add additional product color in the combination or convection mode of operation.



CombiSmoke™ (option)

Patented Alto-Shaam technology (U.S. Pat. 7,157,668; EU Pat. 1659911) provides the ability to smoke any product, hot or cold, utilizing real wood chips. The smoking feature functions in both combination and convection mode and can be programmed into deluxe model operating procedure.



FACTORY INSTALLED OPTIONS

(MAY REQUIRE ADDITIONAL LEAD TIME)

Gas Type

- NATURAL
- PROPANE

Alternate Burner Orifice

REQUIRED FOR INSTALLATION SITES AT ELEVATIONS OF 3,000 FEET (914m) ABOVE SEA LEVEL

- CombiSmoke™** (U.S. Pat. 7,157,668; EU Pat. 1659911)
 MINIMAL CHARGE WHEN REQUESTED AT TIME OF ORDER.
 SAMPLE BAG OF WOOD CHIPS INCLUDED.



- Recessed Door** [5009779]
 INCREASES OVEN WIDTH BY 4" (102mm)

Single-point removable temperature probe (PATENT PENDING)

INCLUDED ON STANDARD AND DELUXE OVENS

- OPTIONAL ON S-CONTROL OVENS [5005679]
- Multi-point, hard-wired internal product temperature probe** [5005678]
 NOT AVAILABLE ON OVENS WITH S-CONTROL

- Security Devices** FOR CORRECTIONAL FACILITY USE
 EXCLUDES TEMPERATURE PROBE, INCLUDES ROLL-IN CART WITH TAMPER-PROOF SCREWS
 AND WELDED HANDLE

Additional Security Options

- ANTI ENTRAPMENT DEVICE [5011081]
- CONTROL PANEL SECURITY COVER [5011080]
- HASP DOOR LOCK (PADLOCKS NOT INCLUDED) [5011079]
- TAMPER-PROOF SCREW PACKAGE FOR OVEN [5011082]

- Computer Software Options** [5005676]

Not available on S-Control Models.

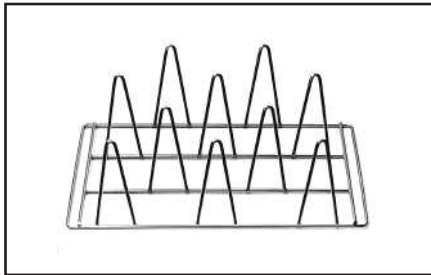
REFER TO HACCP SPECIFICATION SHEET #9015

FOR APPLICABLE PART NUMBERS

- HACCP Documentation**
- HACCP Documentation with Kitchen Management**



IEEE 802.11b STANDARDS



Ten (10) Chicken Roasting Rack
SH-22634



Six (6) Chicken Roasting Rack
(PAN NOT INCLUDED) SH-23000



Fry Basket BS-26730



Grilling Grate SH-26731



Roll-in Pan Cart
UN-27970



Roll-in Plate Cart
UN-27971

COMBITHERM®

20•20^{ESG}

COMBIoven™

Boiler-FREE

OPTIONS & ACCESSORIES	
<input type="checkbox"/> CHICKEN GREASE TRAY WITH DRAIN: 1-1/2" (38mm) DEEP	4758
CHICKEN ROASTING RACKS:	
<input type="checkbox"/> 6 CHICKEN CAPACITY — FITS FULL-SIZE PAN: 10 RACKS PER OVEN	SH-23000
<input type="checkbox"/> 8 CHICKEN CAPACITY — FITS FULL-SIZE PAN: 12 RACKS PER OVEN	SH-23619
<input type="checkbox"/> 10 CHICKEN CAPACITY — FITS IN SIDE RACKS: 12 RACKS PER OVEN	SH-22634
<input type="checkbox"/> COMBIGUARD™ TRIPLE-GUARD WATER FILTRATION SYSTEM (INCLUDES 1 CARTRIDGE)	FI-23014
<input type="checkbox"/> COMBIGUARD™ REPLACEMENT FILTER	FI-26356
<input type="checkbox"/> COMBITHERM CLEANING LIQUID — SPECIALLY FORMULATED FOR COMBITHERM OVENS ➤ TWELVE (12) CONTAINERS/CASE, 1 QUART (C. 1 LITER) EACH	CE-24750
<input type="checkbox"/> COMBICLEAN™ TABLETS — SPECIALLY FORMULATED FOR COMBITHERM OVENS ➤ 90 PACKETS EACH CONTAINER - MUST BE ORDERED IN EVEN QUANTITIES OF TWO (2) OR MORE	CE-28892
<input type="checkbox"/> FRY BASKET, 12" x 20" (325mm x 530mm)	BS-26730
<input type="checkbox"/> GRILLING GRATE, 12" x 20" (325mm x 530mm)	SH-26731
<input type="checkbox"/> PREHEAT SEALING STRIP (TO PREHEAT RIGHT HAND UNITS WITHOUT ROLL-IN TROLLEY)	1010739
<input type="checkbox"/> PREHEAT SEALING STRIP (TO PREHEAT RECESSED DOOR UNITS WITHOUT ROLL-IN TROLLEY)	1010752
<input type="checkbox"/> QUICK DISCONNECT KIT	CR-33543
<input type="checkbox"/> ROLL-IN PAN CART (H X W X D): 65-11/16" x 28-1/8" x 33-5/16" (1668mm x 714mm x 846mm) <small>INTERCHANGEABLE WITH 20•20 COMBIMATE HOLDING CABINET AND QC-100 QUICKCHILLER</small>	UN-27970
<input type="checkbox"/> ROLL-IN PAN CART — CORRECTIONAL INSTITUTION (H X W X D): 65-11/16" x 28-1/8" x 33-5/16" (1668mm x 714mm x 846mm) <small>INCLUDES TAMPER-PROOF SCREWS AND WELDED HANDLE INTERCHANGEABLE WITH 20•20 COMBIMATE HOLDING CABINET AND QC-100 QUICKCHILLER</small>	5010642
ROLL-IN PLATE CART (H X W X D) INTERCHANGEABLE WITH 20•20 COMBIMATE HOLDING CABINET:	
<input type="checkbox"/> 108 PLATE CAPACITY – 65-1/2" x 30-5/16" x 39-9/16" (1663mm x 770mm x 1004mm) 2-11/16" (69mm) SPACING	UN-27971
<input type="checkbox"/> 108 PLATE CAPACITY – 65-1/2" x 30-5/16" x 39-9/16" (1663mm x 770mm x 1004mm) 2-11/16" (69mm) SPACING – CORRECTIONAL INSTITUTION	5009899
<input type="checkbox"/> 78 PLATE CAPACITY – 65-1/2" x 30-5/16" x 39-9/16" (1663mm x 770mm x 1004mm) 3-1/2" (89mm) SPACING	UN-28311
<input type="checkbox"/> SCALE FREE™ (CITRUS BASED, NON-CORROSIVE DELIMING PRODUCT)	CE-27889
<input type="checkbox"/> SERVICE START-UP CHECK AVAILABLE THROUGH AN ALTO-SHAAM FASTEAM CENTER	SPECIFY AS REQUIRED
<input type="checkbox"/> SHELF, STAINLESS STEEL WIRE	SH-22473
WOOD CHIPS — BULK PACK 20 lb (9 kg)	
<input type="checkbox"/> ➤ Apple ...WC-22543 <input type="checkbox"/> ➤ Cherry ...WC-22541 <input type="checkbox"/> ➤ Hickory ...WC-2829 <input type="checkbox"/> ➤ Maple ...WC-22545	



W164 N9221 Water Street • P.O. Box 450 • Menomonee Falls, Wisconsin 53052-0450 • U.S.A.
 PHONE: 262.251.3800 800.558.8744 U.S.A./CANADA FAX: 262.251.7067 800.329.8744 U.S.A. ONLY
www.alto-shaam.com

