

EC2-72 SERIES EC2SYS-72 SERIES

HEATED DISPLAY SYSTEMS



EC2-72



EC2SYS-72



- HALO HEAT ... a controlled, uniform heat source that gently holds and surrounds food for better appearance, taste, and longer holding life.
- Holds and displays hot food fresh and moist for hours — without adding water.
- Expandable system to meet your specific requirements.

- Matches profile of leading refrigerated display case.
- HOT DISPLAY CASE**
 - Angled flat glass profile provides maximum product visibility.
 - Displays hot food without condensation on glass.
 - Protected with an environmentally friendly bumper, made of 93% pre-consumer polycarbonate waste and is 100% recyclable.
 - Thermostatically controlled heat source radiates from the base of the display case in multiple heat zones.
 - Overhead light zones with shatterproof coated bulbs.
 - Holds a full range of standard (gastronorm) pan sizes, full-size or half-size sheet pans.
 - Tempered sliding glass doors reflect heat back into the products and mirror the display to enhance merchandising effect.
- DECORATOR BASE**
 - Standard black painted front and end panels.
- SELF-SERVICE HOT DISPLAY**
 - Customer self-service opening is available on right side, left side, or across the full length of case.
 - Front mounted heat-guard provides customer protection.

The display case is constructed of 18 gauge, stainless steel. A tempered glass front encloses the display case and can be lifted to a 90 degree angle for easy cleaning. Removable, sliding glass doors on the operator side are included. Sliding door tracks have a "clean sweep" cutout allowing for easy cleaning and crumb removal. Framed end glass with rubber gasket material protects glass edges from chipping and breakage. The base is divided into two (2) individually managed heat zones with each zone controlled by a separate thermostat with a range of 1 through 10 and heat-on indicator light. Overhead lights are controlled by ON/OFF switches in two (2) light zones. Two (2) 125V plug outlets are available as an option on 120/208-240V units only. Countertop display cases include one set of 4" (102mm) legs.

- EC2-72 - 72" (1829mm) length
- EC2SYS-72* - 72" (1829mm) length, with base
- EC2-72/P - 72" (1829mm) length, 71-5/16" (1811mm) self-service opening across full length of case front
- EC2SYS-72/P* - 72" (1829mm) length, with base, 71-5/16" (1811mm) self-service opening across full length of case front
- EC2-72/PL - 72" (1829mm) length, 23-3/4" (603mm) self-service opening on left side of case front
- EC2SYS-72/PL* - 72" (1829mm) length, 23-3/4" (603mm) with base, self-service opening on left side of case front
- EC2-72/PR - 72" (1829mm) length, 23-3/4" (603mm) self-service opening on right side of case front
- EC2SYS-72/PR* - 72" (1829mm) length, with base, 23-3/4" (603mm) self-service opening on right side of case front

*The system base is not sold as a separate item. Order the full EC2SYS model to receive the base.

FACTORY INSTALLED OPTIONS

- Electrical Choices
 - 120/208-240V
 - 230V
 - 380/415V
 - Panel Color Choices
 - Black, standard
 - Stainless Steel, optional
 - Custom Color, optional
 - End Glass Choices
 - Clear Glass, standard
 - Solar Bronze Glass, optional
 - System Height Choices
 - 48" (1218mm), standard
 - 52-1/4" (1326mm), optional
- Independent Electrical Outlet, optional Temperature Gauge, optional Temperature Probe, optional



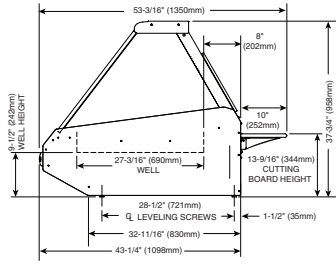
W164 N9221 Water Street • P.O. Box 450 • Menomonee Falls, Wisconsin 53052-0450 • U.S.A.

PHONE: 262.251.3800 800.558.8744 U.S.A./CANADA FAX: 262.251.7067 800.329.8744 U.S.A. ONLY

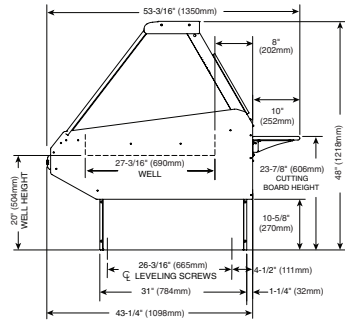
www.alto-shaam.com



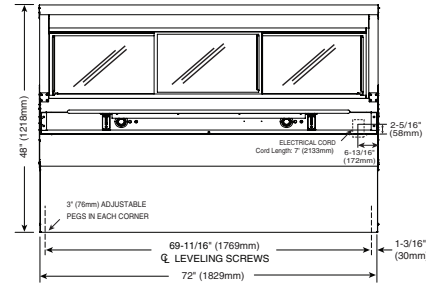
EC2-72 SERIES EC2SYS-72 SERIES HEATED DISPLAY SYSTEMS



EC2 Profile



EC2SYS Profile (STANDARD HEIGHT BASE SHOWN)



EC2SYS-72 (STANDARD HEIGHT BASE SHOWN)

DIMENSIONS (H X W X D)
EXTERIOR, COUNTERTOP MODEL WITH LEGS: 37-3/4" x 72" x 53-3/16" (958mm x 1829mm x 1350mm)
EXTERIOR, WITH STANDARD HEIGHT BASE: 48" x 72" x 53-3/16" (1218mm x 1829mm x 1350mm)
EXTERIOR, WITH OPTIONAL HEIGHT BASE: 52-1/4" x 72" x 53-3/16" (1326mm x 1829mm x 1350mm)
WELL DIMENSIONS (W X L X D): 27-3/16" x 69-5/16" x 4-1/2" (692mm x 1760mm x 114mm)

INSTALLATION REQUIREMENTS
Display case must be installed level. The display case must not be installed in any area where it may be affected by steam, grease, dripping water, high temperatures, or any other severely adverse conditions.
Do not install a heated display case near a cold air source such as a freezer, air conditioning vents, or in any area where outside air fluctuation can affect performance.

WEIGHT		
MODEL	NET	SHIP
EC2-72	440 lb (200 kg)	540 lb (245 kg)
EC2SYS-72	511 lb (232 kg)	611 lb (277 kg)
EC2-72/P	440 lb (200 kg)	540 lb (245 kg)
EC2SYS-72/P	511 lb (232 kg)	611 lb (277 kg)
EC2-72/PL; /PR	453 lb (205 kg)	553 lb (251 kg)
EC2SYS-72/PL; /PR	515 lb (234 kg)	615 lb (279 kg)
CRATED DIMENSIONS: L X W X H (EST.)		
EC2-72: 45" x 85" x 55" (1143mm x 2159mm x 1397mm)		
EC2SYS-72: 60" x 108" x 66" (1524mm x 2743mm x 1664mm)		

ACCESSORIES		
SEAMLESSLY CONNECT MULTIPLE UNITS		
<input type="checkbox"/> BUTTING KIT, COUNTERTOP	5015253	
<input type="checkbox"/> BUTTING KIT, SYSTEM	5009004	
<input type="checkbox"/> PAN INSERT, SELF-SERVICE 4" (102mm) DEEP	1001991	
<input type="checkbox"/> PLATFORM, SCALE	55265	

ELECTRICAL					
VOLTAGE	PHASE	CYCLE/HZ	AMPS	kW	
120/208-240	1	50/60	18.8	4.5	NEMA L14-30P
208	1	50/60	16.3	3.4	30A, 250V PLUG
240	1	50/60	18.8	4.5	(COUNTERTOP & SYSTEM)
230	1	50/60	18.3	4.2	BARE END, NO PLUG
380-415	3	50/60	9.2	4.4	(COUNTERTOP & SYSTEM)
380	3	50/60	8.0	3.3	BARE END, NO PLUG
415	3	50/60	9.2	4.4	(COUNTERTOP & SYSTEM)

PAN CONFIGURATION*		
PAN SIZE	DIMENSIONS	QTY.
FULL-SIZE & ONE-THIRD**:	12" x 20" x 2-1/2" (GN 1/1)	5
	12" x 6" x 2-1/2" (GN 1/3)	5
HALF-SIZE & ONE-THIRD**:	12" x 10" x 2-1/2" (GN 1/2)	10
	12" x 6" x 2-1/2" (GN 1/3)	5
FULL-SIZE SHEET PANS:	18" x 26" x 1"	3
MAX. CAPACITY/VOLUME:	80 lbs (36 kg) 50 qts (60 L)	

* Pans are not included with display case.
** Will also accept 4" (100mm) deep pans.

SPECIFICATIONS
• Ten (10) overhead lights with two (2) light zones.
• Two (2) base heat zones with two (2) adjustable thermostats with a range of 1 through 10, and two (2) heat-on indicator lights.
• Three (3) tinted, reflective, tempered glass sliding doors on operator side.
• One (1) 10" x 60" (254mm x 1524mm) operator-side work shelf.
• Self-serve model 72/P has a self-serve pan insert 26-7/16" x 69-3/16" x 2" (672mm x 1757mm x 51mm) and includes three (3) Wire Pan Grids.
• Self-serve models 72/PL and 72/PR have a self-serve pan insert 21-5/8" x 26-7/16" x 2" (549mm x 672mm x 51mm) and includes one (1) Wire Pan Grid.

ACCESSORIES	
SHEET PAN DIVIDER BAR PACKAGE	
<input type="checkbox"/> FULL-SERVICE	5002803
<input type="checkbox"/> SELF-SERVICE LEFT-SIDE OR RIGHT-SIDE OF CASES	5002804
<input type="checkbox"/> THERMOSTAT GUARD COVER PLATE	5007660
<input type="checkbox"/> WORK SHELF WITH GRAVY LANE	5005639



W164 N9221 Water Street • P.O. Box 450 • Menomonee Falls, Wisconsin 53052-0450 • U.S.A.

PHONE: 262.251.3800 800.558.8744 U.S.A./CANADA FAX: 262.251.7067 800.329.8744 U.S.A. ONLY

www.alto-shaam.com

DUE TO ONGOING PRODUCT IMPROVEMENT, SPECIFICATIONS ARE SUBJECT TO CHANGE WITHOUT NOTICE.

PRINTED IN U.S.A.

