



EC2-96 SERIES EC2SYS-96 SERIES

HEATED DISPLAY SYSTEMS



EC2-96



EC2SYS-96



• HALO HEAT ... a controlled, uniform heat source that gently holds and surrounds food for better appearance, taste, and longer holding life.

- Holds and displays hot food fresh and moist for hours — without adding water.
- Expandable system to meet your specific requirements.
- Matches profile of leading refrigerated display case.
- **HOT DISPLAY CASE**
 - Angled flat glass profile provides maximum product visibility.
 - Displays hot food without condensation on glass.
 - Thermostatically controlled heat source radiates from the base of the display case in multiple heat zones.
 - Overhead light zones with shatterproof coated bulbs.
 - Holds a full range of standard (gastronorm) pan sizes, full-size or half-size sheet pans.
 - Tempered sliding glass doors reflect heat back into the products and mirror the display to enhance merchandising effect.
- **DECORATOR BASE**
 - Standard black painted front and end panels.
- **SELF-SERVICE HOT DISPLAY**
 - Customer self-service opening is available on right side or left side of case.
 - Front mounted heat-guard provides customer protection.

The display case is constructed of 18 gauge, non-magnetic stainless steel. A tempered glass front encloses the display case and can be lifted to a 90 degree angle for easy cleaning. Removable, sliding glass doors on the operator side are included. Sliding door tracks have a "clean sweep" cutout allowing for easy cleaning and crumb removal. Framed end glass with rubber gasket material protects glass edges from chipping and breakage. The base is divided into three (3) individually managed heat zones with each zone controlled by a separate thermostat with a range of 1 through 10 and heat-on indicator light. Overhead lights are controlled by ON/OFF switches in three (3) light zones. Two (2) 125V plug outlets are available as an option on 120/208-240V units only. Counter-top display cases include one set of 4" (102mm) legs.

- EC2-96 - 96" (2438mm) length
- EC2SYS-96 - 96" (2438mm) length, with base
- EC2-96/PL - 96" (2438mm) length, 23-3/4" (603mm) self-service opening on left side of case front
- EC2SYS-96/PL - 96" (2438mm) length, with base, 23-3/4" (603mm) self-service opening on left side of case front
- EC2-96/PR - 96" (2438mm) length, 23-3/4" (603mm) self-service opening on right side of case front
- EC2SYS-96/PR - 96" (2438mm) length, with base, 23-3/4" (603mm) self-service opening on right side of case front



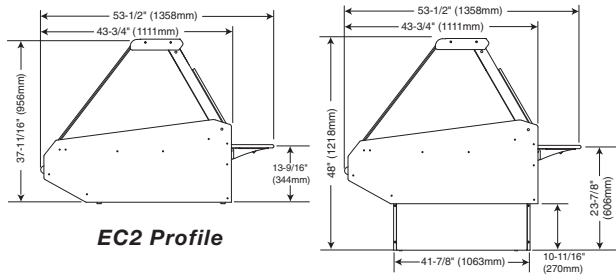
FACTORY INSTALLED OPTIONS

- The system base is not sold as a separate item. Order the full EC2SYS model to receive the base.
- Panel Color Choices
 - Specify color choice:
 - Black, standard
 - Stainless Steel, optional
 - Custom Color, optional



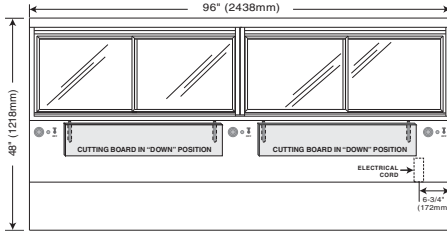
W164 N9221 Water Street • P.O. Box 450 • Menomonee Falls, Wisconsin 53052-0450 • U.S.A.
PHONE: 262.251.3800 800.558.8744 U.S.A./CANADA FAX: 262.251.7067 800.329.8744 U.S.A. ONLY

www.alto-shaam.com



EC2 Profile

EC2SYS Profile



EC2SYS-96

INSTALLATION REQUIREMENTS

Display case must be installed level. The display case must not be installed in any area where it may be affected by steam, grease, dripping water, high temperatures, or any other severely adverse conditions.

Do not install a heated display case near a cold air source such as a freezer, air conditioning vents, or in any area where outside air fluctuation can affect performance.

WEIGHT

MODEL	NET	SHIP
EC2-96	769 lb (349 kg)	894 lb (406 kg)
EC2SYS-96	864 lb (392 kg)	989 lb (449 kg)
EC2-96/PL/PR	769 lb (349 kg)	894 lb (406 kg)
EC2SYS-96/PL/PR	864 lb (392 kg)	989 lb (449 kg)

CRATED DIMENSIONS (EST.): H X W X D

EC2-96: 45" x 85" x 55" (1143mm x 2159mm x 1397mm)

EC2SYS-96: 60" x 108" x 66" (1524mm x 2743mm x 1676mm)

DIMENSIONS (H X W X D)

EXTERIOR, COUNTER-TOP MODEL WITH LEGS:

37-11/16" x 96" x 53-1/2" (956mm x 2438mm x 1358mm)


EXTERIOR, WITH BASE:

48" x 96" x 53-1/2" (1219mm x 2438mm x 1358mm)

WELL DIMENSIONS (W X L X D):

27-3/16" x 93-5/16" x 4-1/2" (690mm x 2370mm x 114mm)

ELECTRICAL

VOLTAGE	PHASE	CYCLE/HZ	AMPS	kW	
120/208-240 (UL)	1	50/60	24.0	5.2	NEMA L14-30P 30A, 250V PLUG 
at 208	1	50/60	24.0	5.2	
at 240	1	50/60	24.0	5.2	
230 (CE)	1	50/60	24.3	5.6	BARE END, NO PLUG
230	1	50/60	24.7	5.7	

PAN CONFIGURATION*

PAN SIZE	DIMENSIONS	QTY.
FULL-SIZE & ONE-THIRD**:	12" x 20" x 2-1/2" (GN 1/1)	7
	12" x 6" x 2-1/2" (GN 1/3)	7
HALF-SIZE & ONE-THIRD**:	12" x 10" x 2-1/2" (GN 1/2)	14
	12" x 6" x 2-1/2" (GN 1/3)	7
FULL-SIZE SHEET PANS:	18" x 26" x 1"	4
MAX. CAPACITY/VOLUME:	112 lbs (51 kg)	
	70 qts (84 L)	

* Pans are not included with display case.

** Will also accept 4" (100mm) deep pans.

SPECIFICATIONS

- Fourteen (14) overhead lights in three (3) light zones.
- Three (3) base heat zones with three (3) adjustable thermostats with a range of 1 through 10, and three (3) heat-on indicator lights.
- Four (4) tinted, reflective, tempered glass sliding doors on operator side.
- Two (2) 10" x 36" (254mm x 914mm) operator-side work shelves.
- Self-serve models EC2-96/PL and EC2-96/PR have a self-serve pan insert 21-5/8" x 26-7/16" x 2" (549mm x 672mm x 51mm) and includes one (1) Wire Pan Grid.

OPTIONS & ACCESSORIES

<input type="checkbox"/> BUTTING KIT	CONTACT FACTORY	
<input type="checkbox"/> GAUGE, INTERIOR AMBIENT TEMP.	GU-33384	
<input type="checkbox"/> GLASS, NON-GLARE, FRONT (2 REQUIRED)	GL-24256	
<input type="checkbox"/> GLASS, TEMPERED END PANE, BRONZE KIT	5008528	
<input type="checkbox"/> INDEPENDENT ELECTRICAL OUTLET	5001781	
PANEL KIT, COUNTER TOP		
<input type="checkbox"/> BRUSHED STAINLESS STEEL	5004696	
<input type="checkbox"/> CUSTOM COLOR	5004702	
PANEL KIT, SYSTEM		
<input type="checkbox"/> BRUSHED STAINLESS STEEL		5004699
<input type="checkbox"/> CUSTOM COLOR		5004705
<input type="checkbox"/> PLATFORM SCALE		55265
SHEET PAN DIVIDER BAR PACKAGE		
<input type="checkbox"/> FULL-SERVICE CASES		5002805
<input type="checkbox"/> SELF-SERVICE LEFT-SIDE OR RIGHT-SIDE OF CASES		5002806
<input type="checkbox"/> TEMPERATURE PROBE		5004918
<input type="checkbox"/> THERMOSTAT GUARD COVER PLATE		5007660
<input type="checkbox"/> WORK SHELF WITH GRAVY LANE		5005638