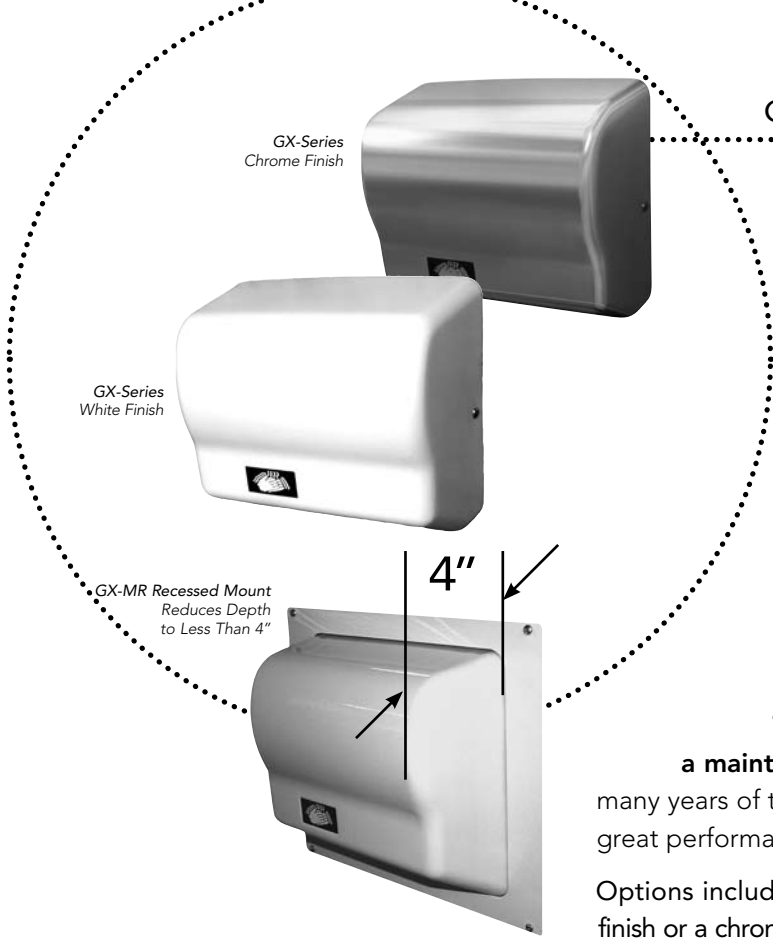


GLOBAL **GX** AUTOMATIC
HAND DRYERS



Exceptional Value & Reliability
Maintenance Free
Vandal Resistant
Many Options at Great Value
Quiet, Dependable Operation
Up to 5-Year Limited Warranty

Overview:

The GX automatic hand dryers offer the best value in a maintenance-free hand dryer. The GX is designed to provide many years of trouble-free service. The stylish, compact design provides great performance while consuming less electricity.

Options include a heavy-duty steel cover with a durable white epoxy finish or a chrome plated satin finish. A recess kit is available for the GX-M.

Specifications:	
Air Flow	140 CFM (Cubic Feet per Min.)
Air Velocity	5000 LFM (Linear Feet per Min.)
Air Temp	130°F at 72°F Ambient
Sound Level	63 dB (Quietest in its Class)
Dimensions Surface (Fig 1,2)	10-1/8" W X 9-3/8" H X 5-5/8" D (25.7cm W X 23.8cm H X 14.3cm D)
Shipping Weight	ABS 8 lbs (4 Kg), Steel 10 lbs (5 Kg)
Mounting Heights (From floor to bottom of hand dryer)	Men 44" (112 cm) Women 42" (107 cm) Children 32"-42" (81-107 cm) Handicapped 36" (91 cm)
Warranty: 5-year limited warranty GX-M/C; 3-year limited warranty GX. Includes same day factory repair or part replacement. See owner's manual for details.	

Model Reference Chart

MODEL			ELECTRICAL RATINGS			
ABS White	Steel White	Steel Chrome	Volts	Amps	Watts	Hertz
GX1	GX1-M	GX1-C	110-120	12	1500	50/60
GX3	GX3-M	GX3-C	208-240	6	1500	50/60
Recessed Mounting is available on GX-M model only by designating (R) after model number or order kit separately.						

Construction Features:

Cover – One-piece heavy duty, flame retardant ABS polymer with white finish. Optional one-piece 18 gauge steel cover finished with electrostatically applied, chip-resistant white epoxy finish (M), or chrome plated satin finish (C).

Motor – Permanently lubricated, maintenance-free, brushless induction motor with automatic resetting thermal protector. 1/12 HP, 3200 RPM.

Automatic Sensor – 100% solid state design eliminates relay contact failures. Microprocessor controlled infrared sensor turns dryer on when hands are under the air outlet. Dryer turns off when hands are removed. Override turns off in 80 seconds if hands are not removed.

Heating Element – Constructed of NiChrome resistance wire with automatic resetting thermostat. Heating element operates in the black range for maximum life.

Tamper Resistant – Two tamper resistant screws secure cover to base.



Mounting Diagrams

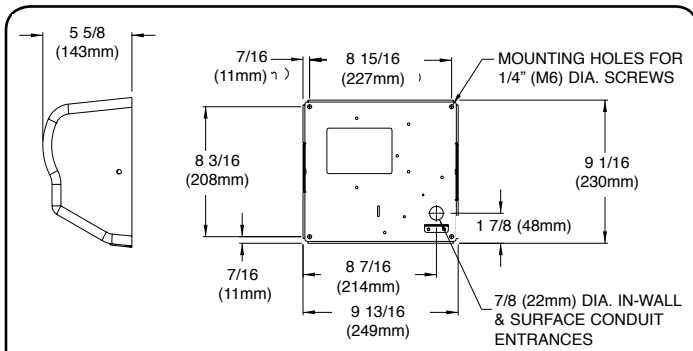


Figure 1 - GX Series Surface Mount

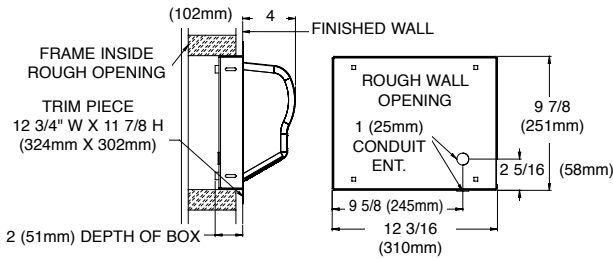


Figure 2 - GX-MR Series Recessed Mount

Save 95% Versus Paper Towels

GX Series Hand dryers achieve up to a 95% cost savings over paper towels. These savings are realized by eliminating the maintenance and operating expenses associated with paper or linen towels.

“Our school saved over \$21,000 last year with American Dryer!”

Cost Analysis for a Public School:	
Paper Towel Usage	800 cases
Total Paper Costs	\$ 24,000
Hand Dryer Operating Costs	\$ 2,453
Annual Savings	\$ 21,547
Payback Time	14 months

Cost Analysis for a Restaurant:	
Paper Towel Usage	90 cases
Total Paper Costs	\$ 2,025
Hand Dryer Operating Costs	\$ 96
Annual Savings	\$ 1,929
Payback Time	12 months

Represented By

GENERAL INFORMATION

DRYER PLACEMENT:

Dryers should be placed at least 2 feet apart and at least 12" from washbasin. Do not install dryer over washbasin. Automatic dryers should be at least 18" above any projection which may interfere with the operation of the automatic sensor.

DRYER INSTALLATION:

Hand dryers require a dedicated circuit (max. 20 amp) and must be properly grounded. One side of dryer should be mounted to stud. All surface mount dryers are provided with conduit entrances for both between wall and surface wiring.

QUANTITY ESTIMATE, HAND DRYER:

Average traffic washroom.....1 dryer per 2 washbasins
 Heavy traffic washroom.....1 dryer per washbasin
 54" Bradley sink.....4 dryers per sink



© American Dryer, Inc. All Rights Reserved

Printed on Recycled Paper