



B55

## Features

- Application storage capacity from 242 lbs (110 kg) to 854 lbs (388 kg).
- Multiple bin tops provide an easy solution for mounting ice makers on different sized bins.
- Polyethylene bin liner is insulated with foam for maximum ice preservation – 1.5" to 3" (38 mm to 76 mm).
- 31" deep for use where space is at a premium.
- Easy access to ice.
- Built-in ice scoop holders on certain models.
- Sturdy leg design – 6" (152 mm) adjustable NSF approved legs – standard.
- Durable stainless finish.

## Bin Accessories

Ice-O-Matic Part Number	Description
1011517-22	Plastic ice shovel
1011517-23	Hanging bracket for ice shovel
1011517-24	46.5" Plastic paddle
1051517-29	Hanging bracket for ice paddle
9051127-01	82 Ounce ice scoop

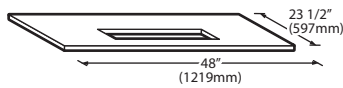
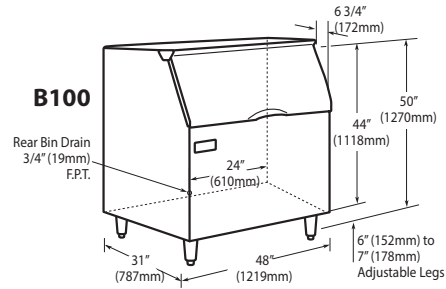
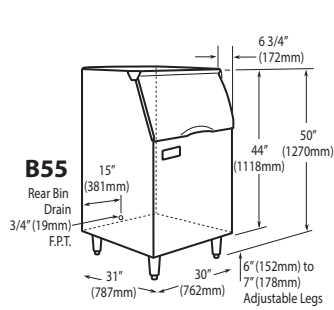
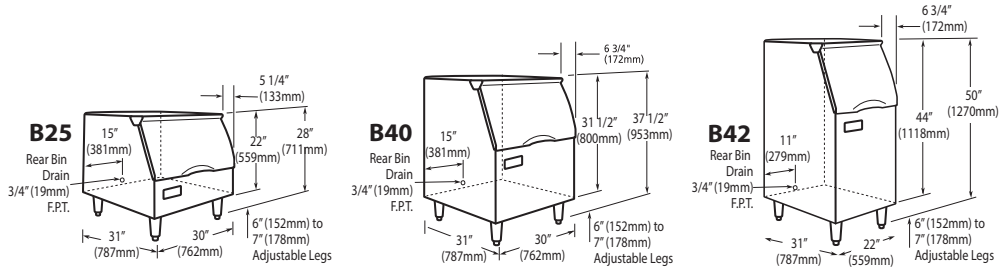
## Ordering and Specification Information – Required Bin Top

Bin Model No.	Application Bin Storage lbs (kgs)	Approximate Shipping Weight lbs (kgs)	ICE Series™ Cube Ice Makers			Nugget Ice Makers	Flake Ice Makers	
			22" (559 mm) wide	30" (762 mm) wide	48" (1,219 mm) wide		21" (533 mm) wide	21" (533 mm) wide
B25PP*	242 (110)	74 (34)	KBT19	■ ■	N/A	KBT19	KBT19	N/A
B4OPS	344 (156)	103 (47)	KBT19	■ ■	N/A	KBT19	KBT19	N/A
B42PS	351 (160)	99 (45)	■ ■	N/A	N/A	KBT24	KBT24	N/A
B55PS	510 (232)	125 (57)	KBT19	■ ■	N/A	KBT19	KBT19	N/A
B10OPS	854 (388)	163 (74)	N/A	KBT5	■ ■	KBT23	KBT23	KBT26

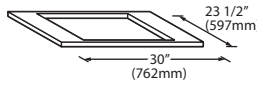
■ ■ Kit not required. Hold down securement recommended.  
 Bin Height includes 6" (423 mm) legs. All bins have polyethylene liners.  
 \*Rotocast finish



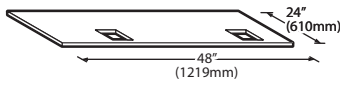
Dimensions



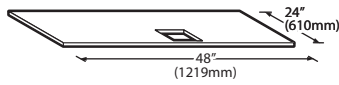
**KBT5**  
Bin Top for 48" (1219mm) bins with (1) 30" (762mm) wide ICE Series Cube Ice Maker



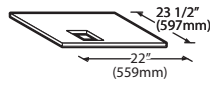
**KBT19**  
Bin Top for 30" (762mm) bins with 22" (559mm) ICE Series Cube Ice Makers, GEM Series Ice Makers & MFI Series Ice Makers



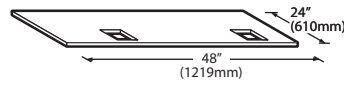
**KBT22**  
Bin Top for 48" (1219mm) bins with (2) 21" (533mm) wide GEM Series Ice Makers & MFI Series Ice Makers



**KBT23**  
Bin Top for 48" (1219mm) bins with (1) 21" (533mm) wide GEM Series Ice Makers & MFI Series Ice Makers



**KBT24**  
Bin Top for 22" (559mm) bins with (1) 21" (533mm) wide GEM Series Ice Maker



**KBT26**  
Bin Top for 48" (1219mm) bins with (1) 42" (1067mm) wide MFI2406 Ice Maker

NOTES:  
Approx. Shipping Weight (lbs): B100 191 (87 kg) • B55 170 (77 kb) • B25 95 (43 kg) • B40 135 (61 kg) • B42 135 (61 kg)