



B55

Features

- Application storage capacity from 242 lbs (110 kg) to 854 lbs (388 kg).
- Multiple bin tops provide an easy solution for mounting ice makers on different sized bins.
- Polyethylene bin liner is insulated with foam for maximum ice preservation – 1.5" to 3" (38 mm to 76 mm).
- 31" deep for use where space is at a premium.
- Built-in ice scoop holders on certain models.
- Sturdy leg design – 6" (152 mm) adjustable NSF approved legs – standard.
- Durable aluminum finish.

Bin Accessories

| Ice-O-Matic Part Number | Description |
|-------------------------|--------------------------------|
| 1011517-22 | Plastic ice shovel |
| 1011517-23 | Hanging bracket for ice shovel |
| 1011517-24 | 46.5" Plastic paddle |
| 1051517-29 | Hanging bracket for ice paddle |
| 9051127-01 | 82 Ounce ice scoop |

Ordering and Specification Information – Required Bin Top/Cover

| Bin Model No. | Application Bin Storage lbs (kgs) | Approximate Shipping Weight lbs (kgs) | ICE Series™ Cube Ice Makers | | | Nugget Ice Makers | Flake Ice Makers |
|---------------|-----------------------------------|---------------------------------------|-----------------------------|-------------------|---------------------|-------------------|-------------------|
| | | | 22" (559 mm) wide | 30" (762 mm) wide | 48" (1,219 mm) wide | 21" (533 mm) wide | 21" (533 mm) wide |
| B25PP* | 242 (110) | 74 (34) | KBT19 | ■ ■ | N/A | KBT19 | KBT19 |
| B4OPS | 344 (156) | 103 (47) | KBT19 | ■ ■ | N/A | KBT19 | KBT19 |
| B42PS | 351 (160) | 99 (45) | ■ ■ | N/A | N/A | KBT24 | KBT24 |
| B55PS | 510 (232) | 125 (57) | KBT19 | ■ ■ | N/A | KBT19 | KBT19 |
| B11OPS | 854 (388) | 163 (74) | N/A | BPF-1 | ■ ■ | KBT23 | KBT23 |

■ ■ Kit not required. Hold down securement recommended.

Bin Height includes 6" (423 mm) legs. All bins have polyethylene liners.

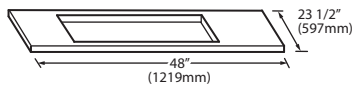
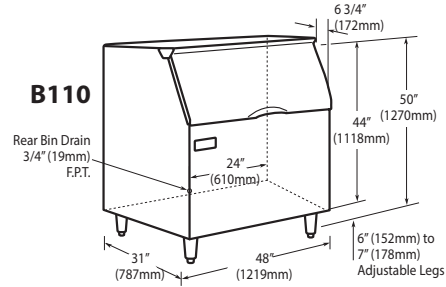
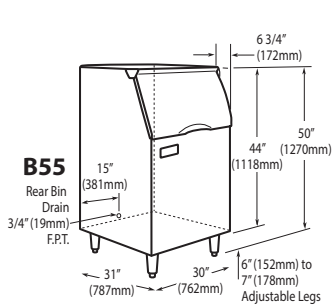
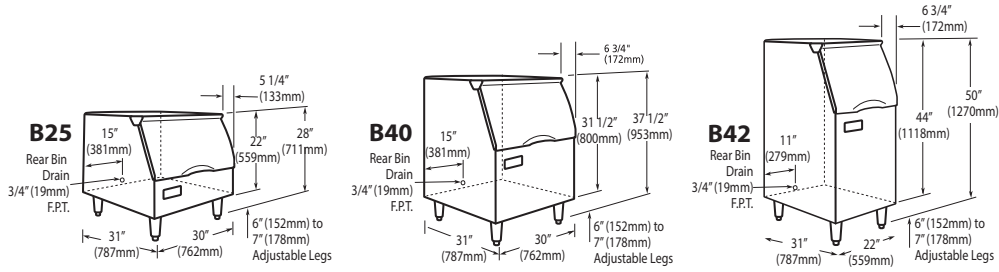
*Rotocast finish

Ordering and Specification Information – Side by Side

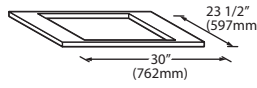
| Bin Model No. | Style | Application Bin Storage lbs (kgs) | Approximate Shipping Weight lbs (kgs) | ICE Series™ Cube Ice Makers | | | Nugget Ice Makers | Flake Ice Makers |
|---------------|-------------|-----------------------------------|---------------------------------------|-----------------------------|-----------------------|-------------------------|-----------------------|-----------------------|
| | | | | Two 22" (559 mm) wide | Two 30" (762 mm) wide | Two 48" (1,219 mm) wide | Two 21" (533 mm) wide | Two 21" (533 mm) wide |
| B25PP* | Slope Front | 242 (110) | 74 (34) | N/A | N/A | N/A | N/A | N/A |
| B4OPS | Slope Front | 344 (156) | 103 (47) | N/A | N/A | N/A | N/A | N/A |
| B42PS | Slope Front | 351 (160) | 99 (45) | N/A | N/A | N/A | N/A | N/A |
| B55PS | Slope Front | 510 (232) | 125 (57) | N/A | N/A | N/A | N/A | N/A |
| B11OPS | Slope Front | 854 (388) | 163 (74) | N/A | N/A | N/A | KBT22 | KBT22 |

*Rotocast finish

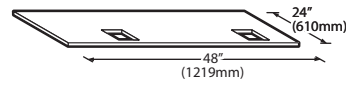
Dimensions



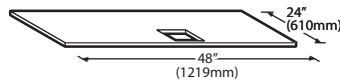
KBT5
Bin Top for 30" (762 mm) ICE series cuber including the ICE1506 family on a B100 bin



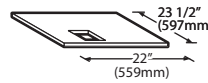
KBT19
Bin Top for 30" (762mm) bins with 22" (559mm) ICE Series Cube Ice Makers GEM Series Ice Makers & MFI Series Ice Makers



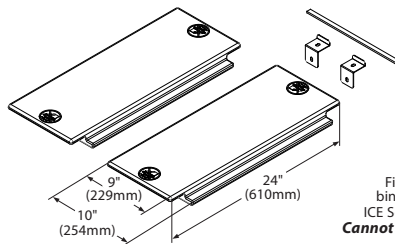
KBT22
Bin Top for 48" (1219mm) bins with (2) 21" (533mm) wide GEM Series Ice Makers & MFI Series Ice Makers



KBT23
Bin Top for 48" (1219mm) bins with (1) 21" (533mm) wide GEM Series Ice Makers & MFI Series Ice Makers



KBT24
Bin Top for 22" (559mm) bins with (1) 21" (533mm) wide GEM Series Ice Maker



BPF-1
Filler Panel for B110 bins with 30" (762mm) ICE Series Cube Ice Makers **Cannot be used with the B100**

NOTES:

Approx. Shipping Weight lbs (kg): B110 191 (87 kg) • B55 170 (77 kb) • B25 95 (43 kg) • B40 135 (61 kg) • B42 135 (61 kg)