



Project:

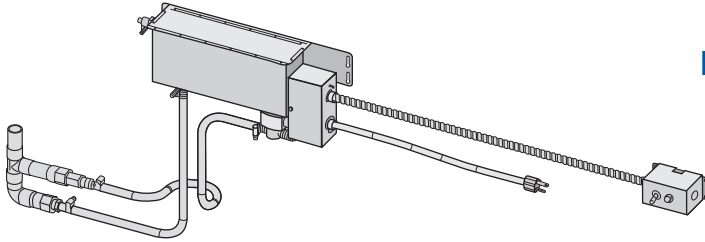
Item Number:

Quantity

MODULAR DROP-IN: AUTO-FILL OPTION

MODELS: 26806 Auto-fill Accessory

** See Modular Drop-Ins spec sheets to order Auto-fill with drop-in*

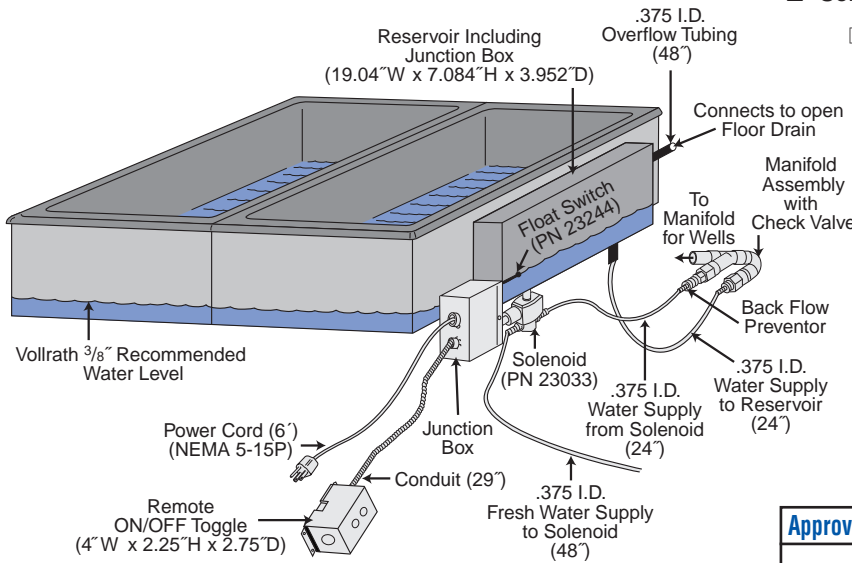


FEATURES

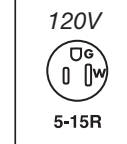
- Maintains constant water level
- Eliminates the need to monitor well and add water - reducing labor and operating costs
- Connects easily to manifold drain assembly with flexible tubing using simple tools
- 6ft. cord and plug (NEMA 5-15P) does not require hard wiring
- Check valve/siphon brake prevents cross contamination of drain and potable water
- With manifold drain, flexible use with one or more hot wells (12 maximum) or multiple soup wells
- Adjustable water level
- Overflow connection provided
- Control box mounts inside base enclosure
- Power ON/OFF toggle switch
- Solenoid valve will close if power is interrupted
- Flexible hose supplied for all connections
- Control box ratings: 120V, 16W, NEMA 5-15R receptacle required

DESCRIPTION

Vollrath's auto-fill system is available as a field-installed option using simple tools for installation. The patent pending design utilizes flexible tubing and a simple reservoir with a float switch allowing for remote mounting and use with multiple drop-ins.



Receptacle



If water falls below the float switch, auto-fill is activated. Water is added to wells until the water level reaches the float switch in the reservoir.

Approvals

Date:



Setting the Standard™

www.vollrathco.com

The Vollrath Company, L.L.C.
 1236 North 18th Street
 Sheboygan, WI 53082-0611
 U.S.A.
 Main Tel: 800.624.2051
 Service Tel: 800.628.0832
 Fax: 800.752.5620

Vollrath of Canada, Co.
 Tel: 800.695.8560
 Fax: 800.752.5620
 Form No. L34662 Rev. 12/06