



SUPER PAN V®

learn more at VOLLRATH.COM

\$ Save an average of \$36 a year per full-size pan – See more at Vollrath.com









STRONG. SMART. STUNNING

- Smooth curves and bright finish for an elegant presentation
- Easy-to-pour corners up to 300% stronger
- 22-gauge, 300 series stainless steel resists dents and dings
- Now with Jacob's Pride® Lifetime Warranty



For Super Pan V® flange and opening sizes, visit Vollrath.com.



PAN SIZE AND DIMENSIONS	ITEM #	DEPTH IN (MM)	BRIMFUL CAPACITY QT (L)	PAN CASE LOT	SOLID COVER	CASE LOT	SLOTTED COVER	CASE LOT	WIRE GRATE	CASE LOT	FALSE BOTTOM	CASE LOT
 FULL-SIZE 20¾ x 12¾ in 527 X 324 mm 1/1	30002	¾ (20)	Tray	6	77250	6	75210	6	20028	12	20000	6
	30012	1¼ (35)	3.9 (3.7)	6	77250	6	75210	6	20028	12	20000	6
	30022	2½ (65)	8.3 (7.9)	6	77250	6	75210	6	20028	12	20000	6
	30042	4 (100)	14 (13.3)	6	77250	6	75210	6	20028	12	20000	6
	30062	6 (150)	21 (19.9)	6	77250	6	75210	6	20028	12	20000	6
 TWO-THIRDS SIZE 13⅞ x 12¾ in 352 x 324 mm 2/3	30102	¾ (20)	Tray	6	75110	6	—	—	—	—	21110	6
	30112	1¼ (35)	3 (2.8)	6	75110	6	—	—	—	—	21110	6
	30122	2½ (65)	5.6 (5.3)	6	75110	6	—	—	—	—	21110	6
	30142	4 (100)	9.3 (8.8)	6	75110	6	—	—	—	—	21110	6
	30162	6 (150)	14 (13.3)	3	75110	6	—	—	—	—	21110	6
 HALF-SIZE 10¾ x 12¾ in 264 x 324 mm 1/2	30202	¾ (20)	Tray	6	75120	6	—	—	—	—	—	—
	30212	1¼ (35)	2.1 (2)	6	75120	6	75220	6	20228	12	20200	6
	30222	2½ (65)	4.3 (4.1)	6	75120	6	75220	6	20228	12	20200	6
	30242	4 (100)	6.7 (6.3)	6	75120	6	75220	6	20228	12	20200	6
	30262	6 (150)	10 (9.5)	6	75120	6	75220	6	20228	12	20200	6
 HALF-LONG SIZE 20¾ x 6⅞ in 527 x 164 mm 2/4	30512	1¼ (35)	1.9 (1.8)	6	93500	6	94500	6	—	—	—	—
	30522	2½ (65)	3.8 (3.6)	6	93500	6	94500	6	—	—	—	—
	30542	4 (100)	6 (5.7)	3	93500	6	94500	6	—	—	—	—
	30562	6 (150)	8.7 (8.2)	3	93500	6	94500	6	—	—	—	—
	30302	¾ (20)	Tray	6	75130	6	75230	6	20328	6	20300	6
 THIRD-SIZE 6⅞ x 12¾ in 175 x 324 mm 1/3	30312	1¼ (35)	1.3 (1.2)	6	75130	6	75230	6	20328	6	20300	6
	30322	2½ (65)	2.6 (2.5)	6	75130	6	75230	6	20328	6	20300	6
	30342	4 (100)	4.1 (3.9)	6	75130	6	75230	6	20328	6	20300	6
	30362	6 (150)	6.1 (5.8)	6	75130	6	75230	6	20328	6	20300	6
	30402	¾ (20)	Tray	6	75140	6	75240	6	—	—	20400	6
 FOURTH-SIZE 6⅞ x 10⅜ in 162 x 264 mm 1/4	30412	1¼ (35)	1.2 (1.1)	6	75140	6	75240	6	—	—	20400	6
	30422	2½ (65)	1.8 (1.7)	6	75140	6	75240	6	—	—	20400	6
	30442	4 (100)	3 (2.8)	6	75140	6	75240	6	—	—	20400	6
	30462	6 (150)	4.5 (4.3)	6	75140	6	75240	6	—	—	20400	6
	30622	2½ (65)	1.2 (1.1)	6	75160	6	75260	6	—	—	20600	6
 SIXTH-SIZE 6⅞ x 6⅞ in 175 x 159 mm 1/6	30642	4 (100)	1.8 (1.7)	6	75160	6	75260	6	—	—	20600	6
	30662	6 (150)	2.7 (2.5)	6	75160	6	75260	6	—	—	20600	6
	30922	2 (50)	0.6 (0.5)	6	75360	6	75460	6	—	—	—	—
 NINTH-SIZE 6⅞ x 4⅞ in 175 x 108 mm 1/9	30942	4 (100)	1.1 (1)	6	75360	6	75460	6	—	—	—	—

Specifications: Super Pan V®, shall be 22-gauge, 300 series stainless steel. Top outside shall be designed with built-in concave, diagonally tapered corners for impact resistance which also acts as pouring spout. All depths of solid pans shall have anti-jamming design to prevent pans from sticking together. Reverse formed edge shall be polished and flattened for consistent tangent to well opening and for hand comfort. Product identification to be laser etched on pan. NSF Certified.