



**Project:**

**Item Number:**

**Quantity:**

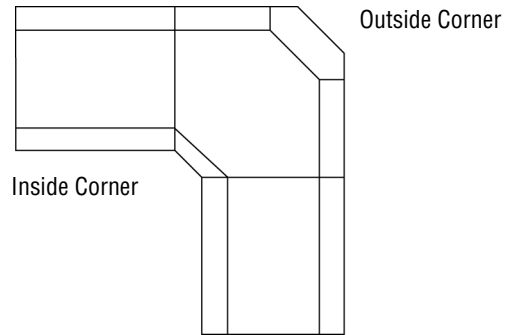
**SIGNATURE SERVER CLASSIC® CORNER STATIONS**



Signature Server Classic® Corner Stations

**FEATURES**

- Reinforced stainless steel unibody construction provides extra durability in a lightweight, mobile base
- Base is 18-gauge 300 Series stainless steel clad with black laminate. Optional colors and finishes are also available.
- Use as an inside or outside corner



- Top is one-piece 16-gauge 300 Series stainless steel
- Optional 14 gauge work surface available
- Heavy-duty 4" (10 cm) swivel casters with brakes

**Note:** Signature Server® equipment orders cannot be cancelled or returned.

**WARRANTY:** All models shown come with Vollrath's standard warranty against defects in materials and workmanship. For full warranty details, please refer to the Vollrath Equipment and Smallwares Catalog.

**DESCRIPTION**

Signature Server® Classic is the choice when functionality and modular ease of use are your top priorities. Signature Server® Serving Equipment is an industry standard, with updated features to better serve the operator.

**MODELS AND OPTIONS**

Base			Options			Breath Guards	Lighting	Accessories
Height / Item No			Color (Black is standard)					
27" (69)	30" (76)	34" (86)	Matte Laminate	Wood Grain	Stainless Steel	<b>Choose from:</b> Progressive, Contemporary, Traditional, Classic Cafeteria, Classic Economy Buffet, Access® and Classic Speed Serve. See Breath Guard spec sheets for selection information.	<b>Choose from:</b> Incandescent, infrared, fluorescent, heat strips and heat strips with lights. See Breath Guard spec sheets for selection information.	<b>Choose from:</b> Plate rests, cutting boards, end shelf, tray slides, storage modules, false bottoms, bag in box, stationary legs. See Accessories spec sheet for selection information.
36285	36185	37085	36680	36687	36693			

*Use only Vollrath accessories, including breath guards. Vollrath is not responsible for the fit or installation of custom made accessories and components. Custom accessories and components may void agency listings.*

**Agency Listings**



Due to continued product improvement, please consult [www.vollrathco.com](http://www.vollrathco.com) for current product specifications.

Approvals	Date



Setting the Standard™

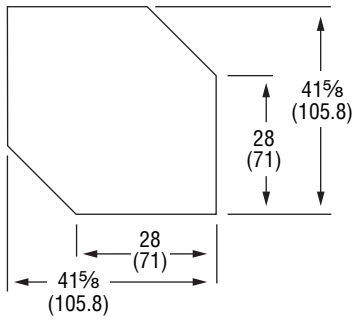
[www.vollrathco.com](http://www.vollrathco.com)

The Vollrath Company, L.L.C.  
 1236 North 18th Street  
 Sheboygan, WI 53081-3201 U.S.A.  
 Customer Service: 800.628.0830  
 Canada Customer Service: 800.695.8560  
 Main Fax: 800.752.5620 or 920.459.6573

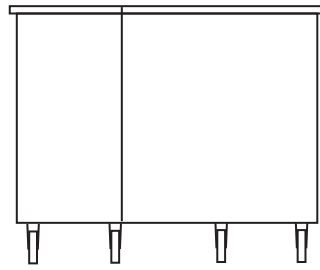
Technical Services: 800.628.0832  
 Technical Services Fax: 920.459.5462

# SIGNATURE SERVER CLASSIC® CORNER STATIONS

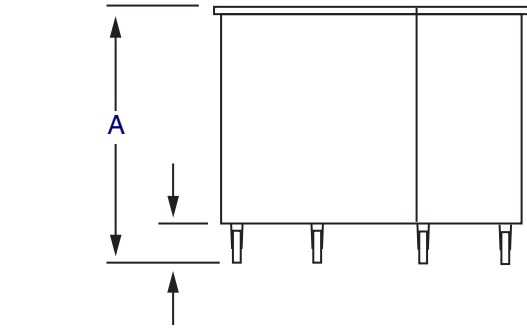
**DIMENSIONS** Dimensions shown in inches (cm).



Top View



Front View



Clearance between base and floor 5 1/4 (13.3)

End View

Model	(A) Height
36285	27 (69)
36185	30 (76)
37085	34 (86)



www.vollrathco.com

The Vollrath Company, L.L.C.  
 1236 North 18th Street  
 Sheboygan, WI 53081-3201 U.S.A.  
 Customer Service: 800.628.0830  
 Canada Customer Service: 800.695.8560  
 Main Fax: 800.752.5620 or 920.459.6573

Technical Services: 800.628.0832  
 Technical Services Fax: 920.459.5462