



Outperform every day.™

Project:  
Item Number:  
Quantity:

## HEATED DISPLAY CASES



Drop-in Case



Curved Case



Front Access Curved Case



Cubed Case

### DESCRIPTION

Vollrath's Heated Display Cases keep prepared hot food warm while it is displayed for sale. Drop-in cases have sliding operator side doors for easy access for selling, refilling, changing displays and end-of-day cleaning. Countertop cases are available with customer and operator-side access or operator-side-only access.

### CLEARANCE REQUIREMENTS

- Drop-in cases require a minimum of 4" (10.2 cm) of non-combustible countertop to support the unit and a minimum of 6" (15.2 cm) clearance on all sides of the drop-in for proper air circulation.
- Countertop cases require a minimum of 4" (10.2 cm) between the equipment and any surrounding walls. Surrounding walls must be made of non-combustible materials.

### Agency Listings



### ITEMS

Item No.	Model No.	Description
40845	HDE7136	Drop-in Case, 36"
40846	HDE7148	Drop-in Case, 48"
40847	HDE7160	Drop-in Case, 60"
40855	HDE8136	Countertop Curved Case, 36"
40856	HDE8148	Countertop Curved Case, 48"
40857	HDE8160	Countertop Curved Case, 60"
40865	HDE8236	Countertop Cubed Case, 36"
40866	HDE8248	Countertop Cubed Case, 48"
40867	HDE8260	Countertop Cubed Case, 60"
40883	HDE8336	Self-Serve Curved Case, 36"
40884	HDE8348	Self-Serve Curved Case, 48"
40885	HDE8360	Self-Serve Curved Case, 60"
40890	HDE8436	Self-Serve Cubed Case, 36"
40891	HDE8448	Self-Serve Cubed Case, 48"
40892	HDE8460	Self-Serve Cubed Case, 60"

### FEATURES

- Inside lighting strips located both at the top of the case and underneath the upper shelf create optimum food display throughout cabinet
- Dual fans circulate air throughout the case to ensure even temperature control
- Digitally controlled thermostat for precise and consistent settings
- Double-glazed front glass gives added strength and insulation
- Drop-in and curved cases have one floating shelf. The cubed case has 2 floating shelves.
- Lift-and-remove rear sliding doors for easy display changes and end of day cleaning
- Drop-in cases can also be used as freestanding countertop units
- 104° - 158° F (40° - 70° C) temperature range
- 6 ft. (1.8 m) cord
- Note: these items must ship by truck

### WARRANTY

All models shown come with Vollrath's standard warranty against defects in materials and workmanship. For full warranty details, please refer to [www.Vollrath.com](http://www.Vollrath.com).

Approvals	Date

Due to continued product improvement, please consult [www.vollrath.com](http://www.vollrath.com) for current product specifications.



Outperform every day.™

[www.vollrath.com](http://www.vollrath.com)

### The Vollrath Company, L.L.C.

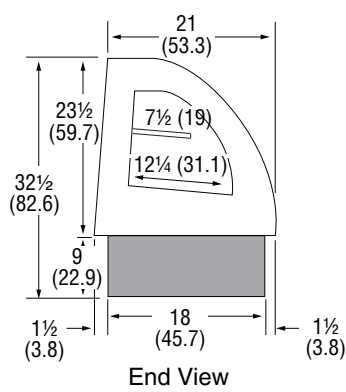
1236 North 18th Street  
Sheboygan, WI 53081-3201 U.S.A.  
Main Tel: 800.624.2051 or 920.457.4851  
Main Fax: 800.752.5620 or 920.459.6573  
Customer Service: 800.628.0830  
Canada Customer Service: 800.695.8560

Technical Services  
[techservicereps@vollrathco.com](mailto:techservicereps@vollrathco.com)  
Induction Products: 800.825.6036  
Countertop Warming Products: 800.354.1970  
All Other Products: 800.628.0832

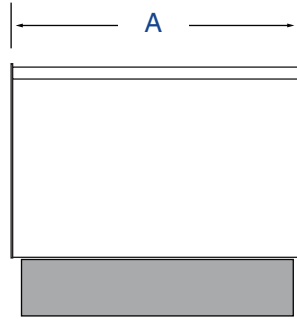
# HEATED DISPLAY CASES

## DIMENSIONS (Shown in inches (cm))

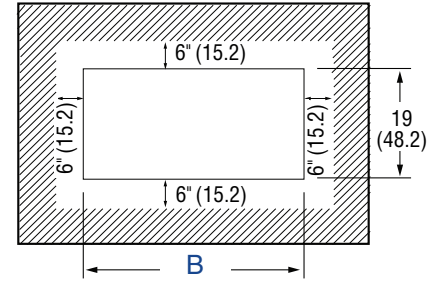
### Drop-in Display Cases



End View




Customer Side View

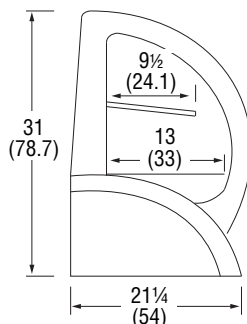


Cutout

### Curved Display Cases

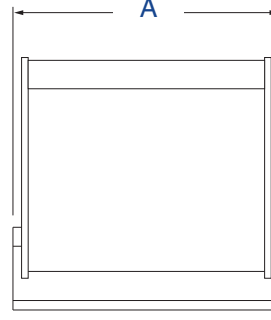


Customer Side View

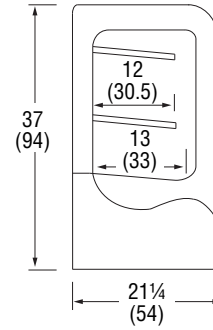


End View

### Cubed Display Cases

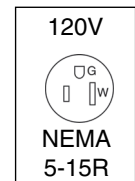


Customer Side View



End View

### Receptacle



## SPECIFICATIONS

Item No.	Description	(A) Width	(B) Cutout Width	Volts	Amps	Watts	Hz	Weight lb (kg)	Plug	Item No.	Description	(A) Width	Volts	Amps	Watts	Hz	Weight lb (kg)	Plug
40845	Drop-in	36 (91.4)	34 (86.3)	120	5.6	670	60	191 (86.6)	NEMA 5-15P	40883	Self-Serve Curved	35 <sup>7</sup> / <sub>16</sub> (90)	120	5.6	670	60	183 (83)	NEMA 5-15P
40846		48 (121.9)	45 (114.3)		5.9	710		232 (105.2)		40884		47 <sup>1</sup> / <sub>4</sub> (120)		5.9	710		221 (100.2)	
40847		60 (152)	58 (147.3)		6.3	750		269 (122)		40885		59 (149.9)		6.3	750		263 (119.2)	
40855	Countertop Curved	35 <sup>7</sup> / <sub>16</sub> (90)	-	120	5.6	670	60	183 (83)	NEMA 5-15P	40890	Self-Serve Cubed	35 <sup>7</sup> / <sub>16</sub> (90)	120	6.1	730	60	220 (99.8)	NEMA 5-15P
40856		47 <sup>3</sup> / <sub>16</sub> (119.9)			5.9	710		221 (100.2)		40891		47 <sup>1</sup> / <sub>4</sub> (120)		6.6	790		270 (122.5)	
40857		59 (149.9)			6.3	750		263 (119.2)		40892		59 (149.9)		7.1	850		316 (143.3)	
40865	Countertop Cubed	35 <sup>7</sup> / <sub>16</sub> (90)	-	120	6.1	730	60	220 (99.8)	NEMA 5-15P									
40866		47 <sup>1</sup> / <sub>4</sub> (120)			6.6	790		270 (122.5)										
40867		59 (149.9)			7.1	850		316 (143.3)										



Outperform every day.™

[www.vollrath.com](http://www.vollrath.com)

### The Vollrath Company, L.L.C.

1236 North 18th Street  
 Sheboygan, WI 53081-3201 U.S.A.  
 Main Tel: 800.624.2051 or 920.457.4851  
 Main Fax: 800.752.5620 or 920.459.6573  
 Customer Service: 800.628.0830  
 Canada Customer Service: 800.695.8560

Technical Services  
[techservicereps@vollrathco.com](mailto:techservicereps@vollrathco.com)  
 Induction Products: 800.825.6036  
 Countertop Warming Products: 800.354.1970  
 All Other Products: 800.628.0832