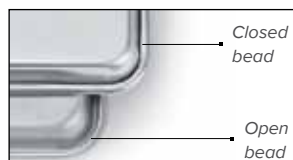
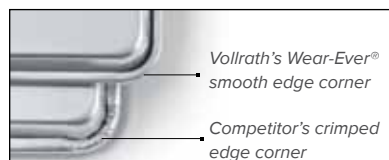


## Wear-Ever® Heavy-Duty Sheet Pans

CERTIFICATION(S)



- Impact-resistant 3000 series aluminum
- Tapered design for easy stacking
- Galvanized non-rusting rod reinforces closed bead pan
- Concave bottoms flatten during heating for even heat distribution
- Non-stick pans coated with SteelCoat x3 (Made without PFOA)



ITEM #	SIZE	GAUGE	DESCRIPTION	DIMENSIONS: IN (CM)	CASE LOT
5315	Full	12	Open bead, Natural, NSF CERTIFIED	18 x 26 x 1 (45.1 x 65.4 x 2.54)	6
S5315	Full	12	Open bead, Non-Stick, NSF CERTIFIED	18 x 26 x 1 (45.1 x 65.4 x 2.54)	6
N5300	Full	14	Closed bead, Natural	18 x 26 x 1 (45.1 x 65.4 x 2.54)	12
9001	Full	16	Closed bead, Natural	18 x 26 x 1 (45.1 x 65.4 x 2.54)	12
9002	Full	18	Closed bead, Natural	18 x 26 x 1 (45.1 x 65.4 x 2.54)	12
9002P	Full	18	Closed bead, Natural Perforated	18 x 26 x 1 (45.1 x 65.4 x 2.54)	12
9003	Full	19	Closed bead, Economy	18 x 26 x 1 (45.1 x 65.4 x 2.54)	12
5314	Half	13	Open bead, Natural, NSF CERTIFIED	18 x 13 x 1 (45.1 x 32.7 x 2.54)	12
5303	Half	18	Closed bead, Natural	18 x 13 x 1 (45.1 x 32.7 x 2.54)	12
S5303	Half	18	Closed bead, Non-Stick	18 x 13 x 1 (45.1 x 32.7 x 2.54)	6
5303P	Half	18	Closed bead, Natural Perforated	18 x 13 x 1 (45.1 x 32.7 x 2.54)	12
9303	Half	19	Closed bead, Economy	18 x 13 x 1 (45.1 x 32.7 x 2.54)	12
5220	Quarter	16	Closed bead, Natural	9½ x 13 x 1 (24.1 x 33 x 2.54)	12
S5220	Quarter	16	Closed bead, Non-Stick	9½ x 13 x 1 (24.1 x 33 x 2.54)	12

## Stainless Steel Wire Grates

The only stainless steel wire grates available in the industry

- Heavy-duty 300 series stainless steel wire construction minimizes rust without any plating that can flake off
- Ample finger room for easy removal from pan
- Use for cooling, icing, display, or drying rack



ITEM #	SIZE	DESCRIPTION	DIMENSIONS: IN (CM)	CASE LOT
20038	Full	For full-size sheet pan	24 x 16½ x 7⁄8 (61 x 41.9 x 2.2)	6
20248	Half	For half-size sheet pan	16½ x 11¼ x 7⁄8 (41.9 x 29.8 x 2.2)	6

See the Steam Table Pans Section for more Wire Grate Options.

## Sheet Pan Cover


- Clear polypropylene provides great food visibility
- Stacking lugs for strength and rigidity
- Fits all Vollrath half-size sheet pans



ITEM #	SIZE	DIMENSIONS: IN (CM)	CASE LOT
5303CV	Half	13 x 18½ x 1 (33.4 x 47 x 21.5)	12

## Silicone Baking Mats

- Non-stick for quick, easy clean up



ITEM #	SIZE	DIMENSIONS: IN (CM)	CASE LOT
T3610SM	Full	18 x 26 (45.7 x 66)	12
T3605SM	Half	18 x 13 (45.7 x 33)	12