



Project:
Item Number:
Quantity:

MIRAGE® STANDARD DROP-IN INDUCTION RANGE



DESCRIPTION

The high-efficiency, standard drop-in induction range is designed for use in commercial kitchens and front-of-the-house cooking.

The induction range is equipped with a variety of safety features including:

- Over-heat protection
- Small-article detection
- Pan auto-detection function
- Empty-pan shut-off

ITEMS

59501 Drop-in Induction Range, 1400 Watts (US/Canada)

FEATURES

- Power and temperature control
- 100 power levels
- Temperature control in °F and °C
- Variable-speed knob for fast adjustment
- Fast, high temperature cooking
- Sensitive low-end control
- 180 minute timer
- Digital display is easy to clean and read
- 90% efficiency rating
- Control box displays HOT when drop-in is turned off if the top is still hot
- Drop-in has 6-ft. (1.8 meters) cord with plug
- Control box cord is 59 inches (1.5 meters)

WARRANTY

One year parts and labor. See Vollrath.com for full warranty details.

CLEARANCE AND ENVIRONMENT REQUIREMENTS

- This appliance is intended for use with induction-ready cookware. It is not intended to be used with aluminum pans with a metal disk on the bottom.
- All models require unrestricted intake and exhaust air ventilation for proper operation of the controls. The maximum intake temperature must not exceed 110°F (43°C). Temperatures are measured in ambient air while all appliances in the kitchen are in operation.
- Minimum clearance of 2 inches (7.6 cm) at the sides and 12 inches (30.5 cm) below.

AGENCY LISTINGS



This device complies with Part 18 FCC Rules.

Due to continued product improvement, please consult www.vollrath.com for current product specifications.

Approvals	Date



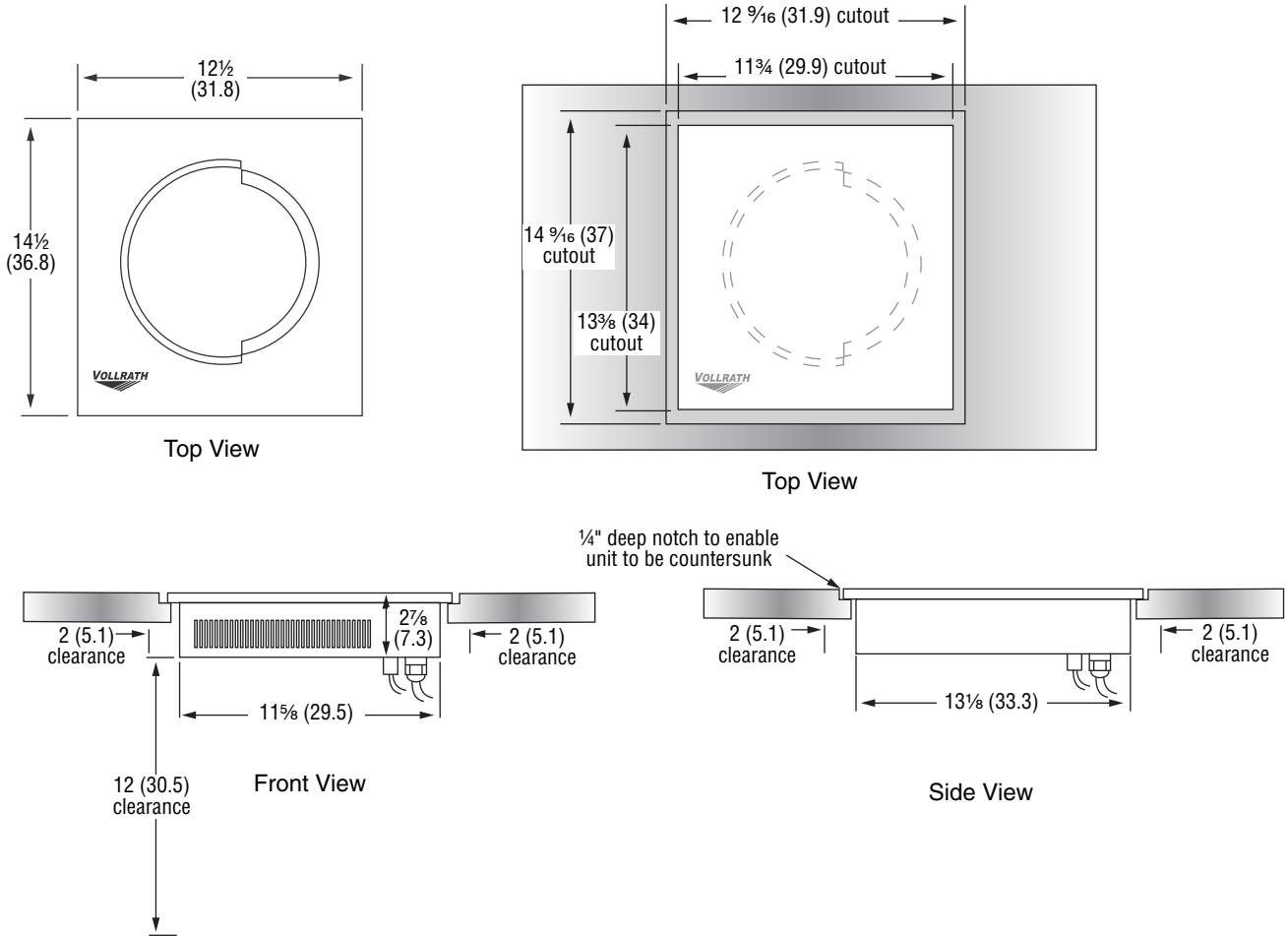
www.vollrath.com

The Vollrath Company, L.L.C.
 1236 North 18th Street
 Sheboygan, WI 53081-3201 U.S.A.
 Main Tel: 800.624.2051 or 920.457.4851
 Main Fax: 800.752.5620 or 920.459.6573
 Customer Service: 800.628.0830
 Canada Customer Service: 800.695.8560

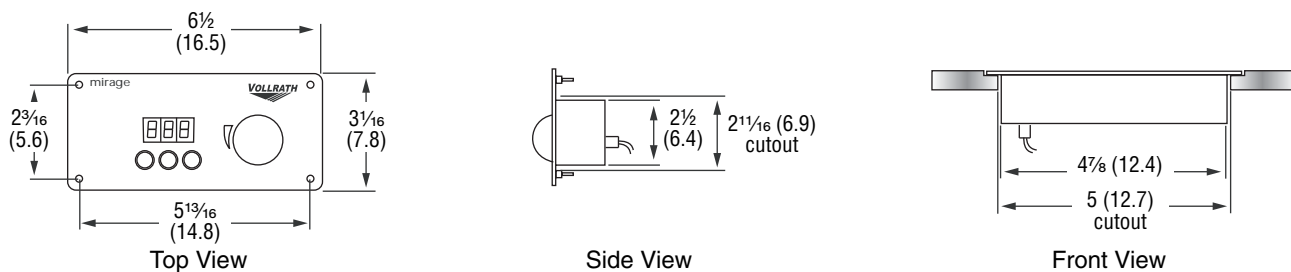
Technical Services
techservicereps@vollrathco.com
 Induction Products: 800.825.6036
 Countertop Warming Products: 800.354.1970
 All Other Products: 800.628.0832

MIRAGE® STANDARD DROP-IN INDUCTION RANGE

DIMENSIONS (Shown in inches (cm))



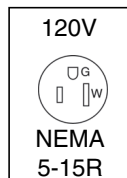
Control Box



SPECIFICATIONS

Item No.	Max Pan Diameter* IN (CM)	Volts	Watts	Amps	Phase	Hz	Plug	Weight LB (KG)
59501	14 (35.6)	120	1400	12	Single	50/60	NEMA 5-15P	12 lbs (5.4 kg)

Receptacle



* Maximum pan diameter is provided as a guideline for achieving maximum performance. Other factors impact performance including pan construction material, the density and volume of the food in the pan, ambient temperature and food temperature.



www.vollrath.com

The Vollrath Company, L.L.C.

1236 North 18th Street
Sheboygan, WI 53081-3201 U.S.A.
Main Tel: 800.624.2051 or 920.457.4851
Main Fax: 800.752.5620 or 920.459.6573
Customer Service: 800.628.0830
Canada Customer Service: 800.695.8560

Technical Services

techservicereps@vollrathco.com
Induction Products: 800.825.6036
Countertop Warming Products: 800.354.1970
All Other Products: 800.628.0832