



Outperform every day.™

Project:

Item Number:

Quantity:

Modular Drop-in: Forced Air Cold Pan

The Vollrath Company, L.L.C.

MODULAR DROP-IN: FORCED AIR COLD PAN



Modular Drop-in: Forced Air Cold Pan

DESCRIPTION

Vollrath's made in the U.S.A Forced Air Drop-ins feature dual forced air that flows across two sides for more even and consistent chilling. A simple to operate On/Off switch can be custom mounted for operator convenience.

Modular drop-in orders cannot be canceled or returned.

ITEMS

FAC-3 Forced Air Cold Drop-in, 3 Pan

FEATURES

- Dual forced air flows across two sides for more even and consistent chilling
- On/off switch, with 4ft. (1.2 m) cord, can be mounted to any side of cabinet
- Shallow recess for more prominent food display
- Top is 18-gauge 300 series stainless steel, with a flat work surface around the opening and die stamped with full-perimeter drip edge. A molded breaker gasket is fitted under the drip edge.
- Seamless well is 18-gauge 300 series stainless steel
- Exterior housing is 18-gauge galvanized steel
- The inner well assembly is insulated with foamed-in-place polyurethane foam insulation
- Accepts food pans up to 7" (17.8 cm) deep
- Factory set cold control on compressor provides mini-defrost with every compressor cycle
- Condensing unit suspended below well
- 3/4" (1.9 cm) integral drain is standard
- Unit comes with 6 ft. (1.5 m) cord and plug and does not require hard wiring
- Positioning clips are provided to center drop-in within the cutout
- One year parts and labor warranty. Additional four years on compressor.

CLEARANCE REQUIREMENTS

- Requires minimum 34" (86.4 cm) high countertop
- Zero clearance installation on all sides
- For best performance, prevent drafts and room air currents from disturbing the curtain of cold air immediately above the food pans
- This unit is made for use in an ambient temperature below 86 °F (30 °C). Using in warmer temperatures will take unit out of NSF compliance. Modifying refrigeration parameters may void the warranty
- See back page for ventilation requirements
- Must be used with adapter bars and/or templates

WARRANTY: All models shown come with Vollrath's standard warranty against defects in materials and workmanship. For full warranty details, please refer to www.Vollrath.com.

Agency Listings



Meet NSF7 performance testing for open top refrigerated buffet units

Due to continued product improvement, please consult www.vollrath.com for current product specifications.

Approvals	Date



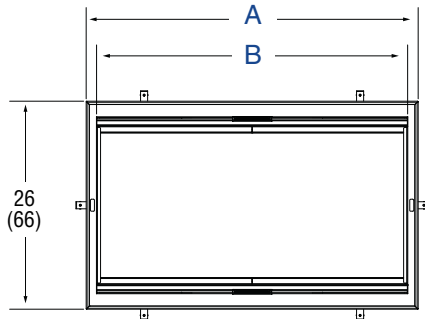
Outperform every day.™
www.vollrath.com

The Vollrath Company, L.L.C.
1236 North 18th Street
Sheboygan, WI 53081-3201 U.S.A.
Customer Service: 800.628.0830
Canada Customer Service: 800.695.8560
Main Fax: 800.752.5620 or 920.459.6573

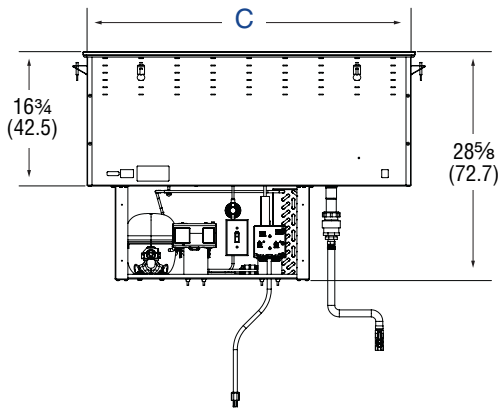
Technical Services: 800.628.0832
Technical Services Fax: 920.459.5462

MODULAR DROP-IN: FORCED AIR COLD PAN

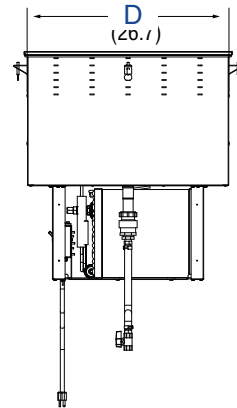
DIMENSIONS (Shown in inches (cm))



Top View

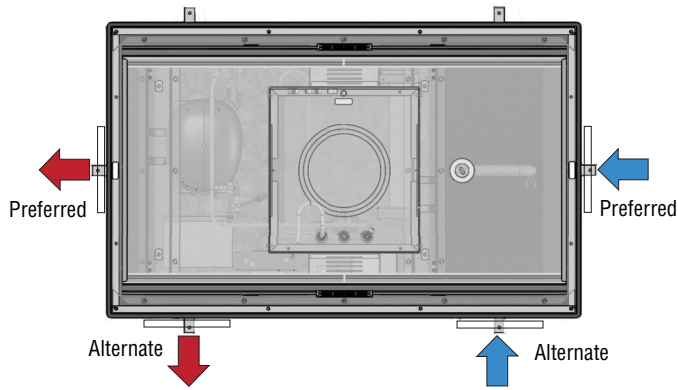


Operator Side View



Side View

VENTING REQUIREMENTS



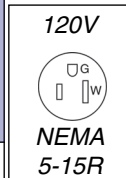
NOTE: Vollrath drop-ins are made to order and cannot be returned. It is the responsibility of the installer to ensure cut-outs on new installations are correct, or retrofit installation dimensions match up with Vollrath product dimensions. Vollrath will not guarantee that our models retrofit with specific competitive models (as competitive specifications can change without notice). We recommend countertop cut-outs be made after receipt of the Vollrath drop-in, to ensure proper fit prior to cutting into countertop materials.

Customer supplied louvers must be installed in surrounding cabinet to ensure adequate ventilation. One intake and one discharge louver are required. Preferred louver location is the short ends of the cabinet.

SPECIFICATIONS

Item	Description	Drop-in		Cutouts*				Compressor (HP)	Refrigerant	Voltage	Amps	Plug
		(A) Overall Length	(B) Well Length	(C) Length	(D) Width	On/Off Switch	Louvers (2 Required)					
FAC-3	3 Pan	41½ (105.4)	38⅞ (98.7)	40¾ (103.5)	25¼ (64.1)	2 x 3 (5.1 x 7.6)	8 x 10 (20.3 x 25.4)	1/3	R404A, 14 oz.	120	6	NEMA 5-15P

Receptacle



* Well cutout must have a 7/8" (2.2 cm) corner radius.



Outperform every day.™

www.vollrath.com

The Vollrath Company, L.L.C.
1236 North 18th Street
Sheboygan, WI 53081-3201 U.S.A.
Customer Service: 800.628.0830
Canada Customer Service: 800.695.8560
Main Fax: 800.752.5620 or 920.459.6573

Technical Services: 800.628.0832
Technical Services Fax: 920.459.5462