



Metalfrío Solutions Inc.

110 Enterprise Parkway • Boerne, Texas 78006
(830) 755-2218 • Fax (830) 755-4247 • (888) 403-0070
www.metalfrío.com sales@metalfrío.com

Project Name: _____

Location: _____

Item #: _____ Qty: _____

Model: _____

FOOD SERVICE SERIES

Salad & Sandwich Mega Prep Tables

Models

- SCLM1-27-12 SCLM2-60-24
- SCLM2-47-18 SCLM3-70-30

Features

- ▶ Interior wall louvers provide full circulation to keep food fresh
- ▶ Compartment barrier prevents food spillage to storage area
- ▶ Lift-off compartment door hinges for easy cleaning
- ▶ Lift-up compartment stainless steel lid
- ▶ Removeable plastic cutting board
- ▶ Plastic insert pans are included

Hardware & Construction

- ▶ Stainless steel series 430 exterior doors, fronts & sides
- ▶ Stainless steel series 304 interior doors, sides & flooring
- ▶ Stucco aluminum back panel
- ▶ Thick 2.5" foamed in place polyurethane insulation

Door / Lid System

- ▶ Self closing hinged doors with 90° stay open feature
- ▶ Recessed handle on front of door

Temperature

- ▶ LED digital temperature display
- ▶ Electronic thermostat controller button control
- ▶ Temperature range / refrigerator: 32° to 50°F

Shelving / Baskets / Dividers

- ▶ Plastic coated adjustable steel shelves with clips

Standard

- ▶ Automatic defrost by thermostat cycle
- ▶ Removable door gasket to facilitate cleaning
- ▶ Round corners at bottom interior for sanitation needs
- ▶ 5" industrial casters / 2 locking
- ▶ Refrigerant CFC-free R-134a
- ▶ 8-ft power cord and plug set



SCLM1-27-8



SCLM2-47-12 / SCLM2-60-16



SCLM3-70-18

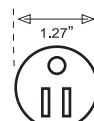
NOTE: Cabinet designed for optimum performance in climate controlled area at 85°F ambient and 55% relative humidity

WARRANTY

18 Months Parts and Labor
5 Years Compressor (part only)
Administered by:
Metalfrío Solutions 888-403-0070 TF
(U.S.A. Only)



Certified to ANSI/NSF 7 Standards



NEMA 5-15P

Product design and specifications are subject to modification by manufacturer without prior notice.

FOOD SERVICE SERIES

Salad & Sandwich Mega Prep Tables

Models

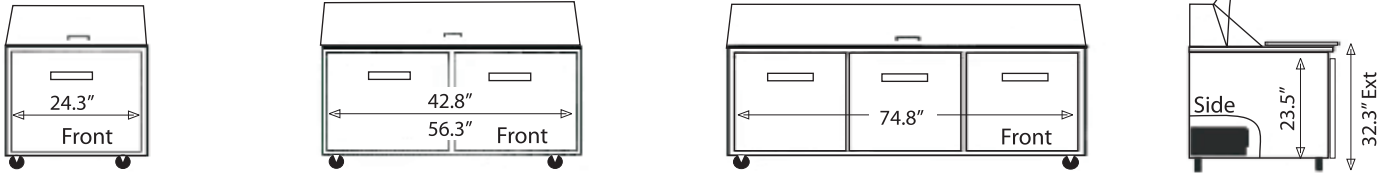
- SCLM1-27-12 SCLM2-60-24
- SCLM2-47-18 SCLM3-70-30

Specifications

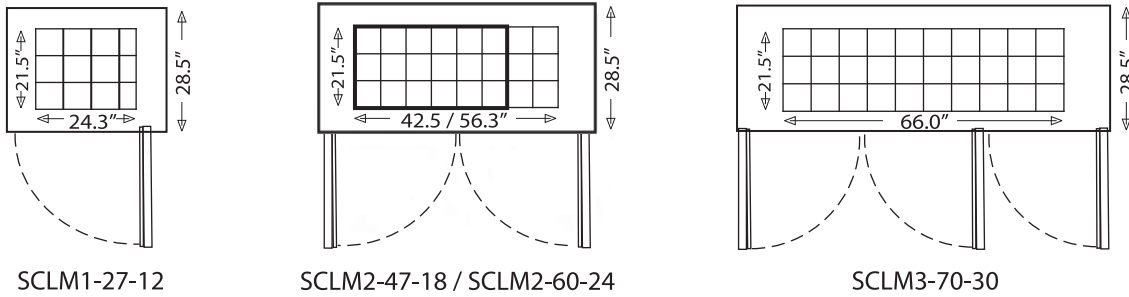
Model	Doors / Shelves	Insert Pans	Cutting Board	External Dimensions W x D x H	Gross Cu Ft	Shipping Weight	Amps	H/P	Electrical
SCLM1-27-12	1 / 1	9 x 1/6 3 x 1/9	27.5" x 8" x 1/2"	27.5" x 34.2" x 46.0"	7.0	255	5	1/4	115/120V, 60Hz
SCLM2-47-18	2 / 2	18 x 1/6	46.8" x 8" x 1/2"	46.8" x 34.2" x 46.0"	12.5	384	8	1/3	115/120V, 60Hz
SCLM2-60-24	2 / 2	24 x 1/6	60.2" x 8" x 1/2"	60.2" x 34.2" x 46.0"	15.0	441	8	1/2	115/120V, 60Hz
SCLM3-70-30	3 / 3	30 x 1/6	70.4" x 8" x 1/2"	70.4" x 34.2" x 46.0"	20.0	506	9.5	3/4	115/120V, 60Hz

The equipment is intended for use in an area where the environmental conditions are controlled and maintained such that the ambient temperature typically does not exceed 85°F (30°C).

Internal Dimensions




Insert Pan Layouts




Features



Electronic thermostat controller

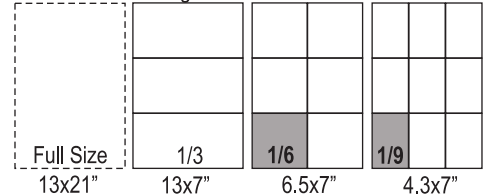


Adjustable & removable product shelves



Insulated lift-up lids

Insert Pan Size Diagram:



Metalfrio Solutions, Inc.

110 Enterprise Parkway - Boerne, TX 78006
 (888) 403-0070 Toll Free - (888) 339-1904 Toll Free Fax
 www.metalfrio.com - sales@metalfrio.com

Effective Date - January, 2012
 Printed in the U.S.A.