

Project	Quantity	Item #
Model Specified:		CSI Section 11400

"N-Width" Pass-Thru Refrigerator Models/ Self-Contained



Model RHT232NPUT-HHS
(shown with optional casters)



Stainless Exterior
& Interior



Stainless Exterior,
Anodized Alumi-
num Interior

Two & Three Section Models, 32" Deep

2-Section Full Length Door Model	RHT232NPUT-FHS
3-Section Full Length Door Model	RHT332NPUT-FHS
2-Section Half Length Door Model	RHT232NPUT-HHS
3-Section Half Length Door Model	RHT332NPUT-HHS

2-Section Full Length Door Model	AHT232NPUT-FHS
3-Section Full Length Door Model	AHT332NPUT-FHS
2-Section Half Length Door Model	AHT232NPUT-HHS
3-Section Half Length Door Model	AHT332NPUT-HHS

The R & A Series represent Traulsen's Top-of-the-Line product offering. The "N-Width" pass-thru refrigerator models are all designed to offer maximum interior storage capacity within a slightly narrower left to right footprint. Each is supplied standard with such high quality features as balanced refrigeration systems, microprocessor controls, communications ability and stainless steel exteriors. Additionally, they offer the widest range of optional accessories to choose from, and can be specified for use with many different applications, including: Foodservice, Correctional, Institutional, Export, etc.

Standard Product Features

- R-Series: Stainless Steel Exterior & Interior
- A-Series: Stainless Steel Exterior/Anodized Aluminum Interior
- INTELA-TRAUL® Microprocessor Control System
- Balanced, Self-Contained Refrigeration System Using R-134a
- Scroll Blower Type Evaporator Fan
- Biased Return Air Duct
- Full or Half Length Stainless Steel Doors With Locks
- Self-Closing Doors With Stay Open Feature At 120 Degrees
- Guaranteed For Life Cam-Lift Hinges
- Guaranteed For Life Horizontal Work Flow Door Handles
- Standard Door Hinging F & R: 232NP = Left/Right, 332NP = Left/Right/Right (other hingings available)
- Automatically Activated Incandescent Lights
- Stainless Steel Breaker Caps
- Three Adjustable Wire Shelves Per Section, Supported On Shelf Pins (installed at the factory)
- Automatic Non-Electric Condensate Evaporator
- Magnetic Snap-In Door Gaskets
- Gasket Protecting Metal Door Liner
- Controllable Anti-Condensate Door Perimeter Heaters
- Thermostatic Expansion Valve Metering Device
- Stainless Steel One-Piece Louver Assembly
- 9' Cord & Plug Attached
- Set of Four (4) 6" High Adjustable Stainless Steel Legs
- One Year Parts And Labor Warranty
- Two Year Control Warranty (parts and labor)
- Five Year Compressor Warranty

Options & Accessories

- No. 1 Type Tray Slides To Accommodate either (1) 18" x 26" or (2) 14" x 18" Pans
- No. 2 Type Tray Slides To Accommodate (1) 18" x 26" Pans
- No. 3 Type Tray Slides To Accommodate (2) 12" x 20" Pans
- No. 4 Type Tray Slides To Accommodate (1) 18" x 26" Sheet Pans (chrome rod type, equips 1/2 section)
- Universal Type Tray Slides To Accommodate Either (1) 18" x 26" or (2) 14" x 18", or (2) 12" x 20" Pans
- Additional Wire Shelves or Optional Stainless Steel Shelves
- Locking Hasps (padlocks supplied by others)
- Optional 220/50/1 or 208/115/60/1 Voltages
- Kool Klad Exterior Laminate Decor
- Set of Four (4) 4-5/8" or 6" High Casters In Lieu of Legs
- Other Support Options: 4-1/2" High Base or 6" High Kickplate
- Remote Applications (see form TR35837 for more details)
- Remote For Use With 20°F Glycol System
- Clear Glass Door(s) In Place Of One Or More Solid Door(s)
- Two Year Service/Labor Warranty Available



Listed by Underwriters Laboratories Inc.,
to U.S. and Canadian safety standards and
Listed by NSF International.

Approval: _____



TRAULSEN
4401 BLUE MOUND RD.
PHONE 1 (800) 825-8220
Website: www.traulsen.com

FT. WORTH, TX 76106
FAX-MKTG. 1 (817) 624-4302

Project	Quantity	Item #
Model Specified:		CSI Section 11400

Specifications

Construction, Hardware and Insulation

Cabinet exterior front, one piece sides, louver assembly and doors are constructed of 20 gauge stainless steel with #4 finish. Cabinet interior and door liners are constructed of stainless steel (anodized aluminum in the A-Series). The exterior cabinet top and bottom are constructed of heavy gauge aluminized steel. A set of four (4) adjustable 6" high stainless steel legs are included.

Doors are equipped with a gasket protecting metal door pan, removable plug cylinder locks and guaranteed for life cam-lift, gravity action, self-closing metal, glide hinges with stay open feature at 120 degrees. Hinges include a concealed switch to automatically activate the interior incandescent lighting. Guaranteed for life, work flow door handles are mounted horizontally over recess in door which limits protrusion from door face into aiseways. Doors have seamless, polished metal corners.

Easily removable for cleaning, vinyl magnetic door gasket assures tight door seal. Anti condensate heaters are located behind each door opening.

Both the cabinet and door(s) are insulated with an average of 2" thick high density, non-CFC, foamed in place polyurethane.

DIMENSIONAL DATA	R/AHT232NPUT	R/AHT332NPUT
Net capacity cu. ft.	48.3 (1368 cu l)	73.1 (2071 cu l)
Length - overall in.	52 $\frac{5}{8}$ (132.4 cm)	76 $\frac{5}{16}$ (193.8 cm)
Depth - overall in.	37 $\frac{15}{16}$ (96.4 cm)	37 $\frac{15}{16}$ (96.4 cm)
Depth - over body in.	32 (81.3 cm)	32 (81.3 cm)
Depth - doors open 90° in.	79 $\frac{1}{2}$ (201.9 cm)	79 $\frac{1}{2}$ (201.9 cm)
Clear door width in.	21 $\frac{1}{8}$ (53.6 cm)	21 $\frac{1}{8}$ (53.6 cm)
Clear half-door height in.	27 $\frac{1}{2}$ (69.9 cm)	27 $\frac{1}{2}$ (69.9 cm)
Clear full-door height in.	57 $\frac{5}{8}$ (146.3 cm)	57 $\frac{5}{8}$ (146.3 cm)
Height - overall on 6" legs	83 $\frac{3}{4}$ (211.5 cm)	83 $\frac{3}{4}$ (211.5 cm)
RHT Net Wt. lbs.	640 (290 kg)	890 (404 kg)
AHT Net Wt. lbs.	565 (256 kg)	790 (358 kg)
No. Standard Shelves	6	9
Shelf area sq. ft. ¹	34.6 (3.21 sq m)	51.9 (4.82 sq m)
ELECTRICAL DATA		
Voltage	115/60/1	115/60/1
Feed wires with Ground	3	3
Full load amperes	8.6	12.0
REFRIGERATION DATA		
Refrigerant	R-134a	R-134a
BTU/HR H.P. ²	4610 (5% HP)	4900 (3% HP)

NOTES

NOTE: Figures in parentheses reflect metric equivalents.

- Area of standard shelf compliment only, does not include storage area of additional shelves or available on cabinet bottom.
- Based on a 90 degree F ambient and 20 degree F evaporator.
- For approximate remote weights deduct 40 lbs. from respective net or gross weight. For other information on remote models, please refer to form TR35837.



Equipped With One NEMA 5-15 P Plug

NOTE: Full load amps and plug style may vary depending on electrical options chosen and condensing unit employed.

REQUIRED CLEARANCES

In order to assure optimum performance, the condensing unit **MUST** have an adequate supply of air for cooling purposes. Therefore, the operating location must either have a minimum of 12" clearance overhead of the condensing unit or allow for unrestricted air flow at the back of the unit. Clearance of at least 12" above is required in order to perform certain maintenance tasks.

NOTE: When ordering please specify: Voltage, Hinging, Door Size, Options and any additional warranties.

Continued product development may necessitate specification changes without notice. Part No. TR35760 (revised 1/10)

Refrigeration System

A top mounted, self-contained, balanced refrigeration system using R-134a refrigerant is conveniently located behind the one piece louver assembly. It features an easy to clean front facing condenser, thermostatic expansion valve, air-cooled hermetic compressor, plenum effect blower coil, large, high humidity evaporator coil located outside the food zone and a top mounted non-electric condensate evaporator. Biased return air duct protects against introduction of warm kitchen air, promoting even temperature maintenance and efficient operation. A 9' cord and plug is provided. Standard operating temperature is 34 to 38°F.

Controller

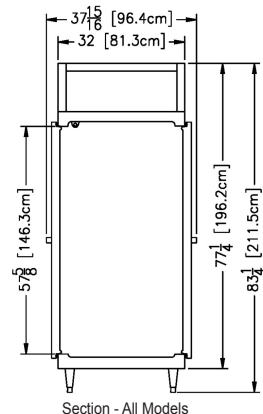
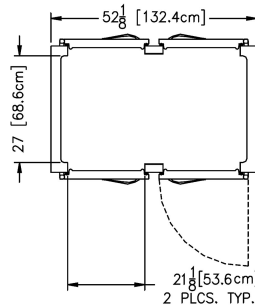
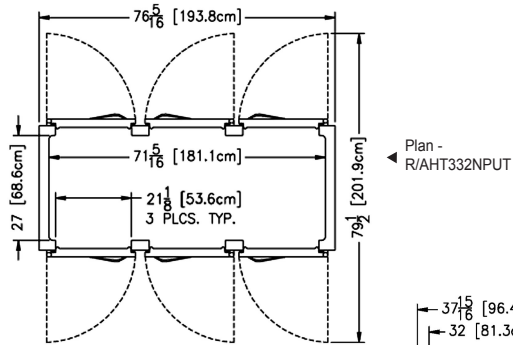
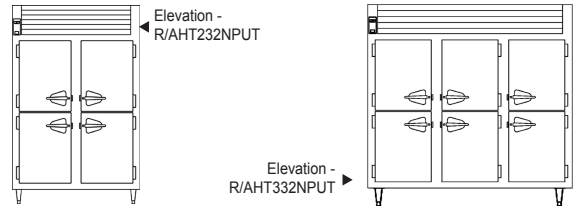
The easy to use water resistant INTELA-TRAUL® microprocessor control system is supplied standard. Unit is NAFEM Data Protocol communication (NDP) ready. Optional hardware required to be NDP compliant. Third party software required for network connection. It includes a 3-Digit LED Display, Fahrenheit or Celsius Temperature Scale Display Capability, and an RS485 data port. In addition it includes audio/visual alarms for: Hi/Lo Cabinet Temperature, Door Open, Clean Condenser, Evaporator Coil and Discharge Line Sensor Failures, and Power Supply Interruption.

Interior

Standard interior arrangements include three (3) wire shelves per section, mounted on shelf pins. Shelves are full-width, and do not have any large gaps between them requiring the use of "bridge" or "junior shelves." Recommended load limit per shelf should not exceed 225 lbs. Optional tray slides may be purchased in combination with, or in lieu of these. Both standard and optional interior arrangements are completely installed at the factory.

Warranties

Both a one year parts and labor warranty and a five year compressor warranty (self-contained models only) are provided standard. An optional 2nd year extended parts and labor warranty is also available. In addition the INTELA-TRAUL® control is warranted by a two year parts and labor warranty.



TRAULSEN

4401 BLUE MOUND RD.

PHONE 1 (800) 825-8220

Website: www.traulsen.com

FT. WORTH, TX 76106

FAX-MKTG. 1 (817) 624-4302

Remote Refrigeration Data

Refer to the below chart to determine the following remote characteristics: Voltage, Amps, BTU's, Refrigerant, and if the following components are included: Condensate Evaporator, Solenoid, Expansion Valve and Temperature Control.

Model No.	Voltage	Amps	BTU @ 90°F Ambient and Evap. Temp.	Cond. Evap.		Solenoid	Exp. Valve	Temp Control
				Refrig't	Yes/No	Yes/No	Yes/No	
G10000, etc.	115/60/1	4.1	1520 @ +20°F Evap	R-134a	Yes	Yes	Yes	Microprocessor
G10002P, etc.	115/60/1	4.1	1520 @ +20°F Evap	R-134a	Yes	Yes	Yes	Microprocessor
G11000, etc.	115/60/1	4.1	2410 @ +20°F Evap	R-134a	Yes	Yes	Yes	Microprocessor
G11002P, etc.	115/60/1	4.1	2400 @ +20°F Evap	R-134a	Yes	Yes	Yes	Microprocessor
G12010, etc.	115/60/1	10.6	1930 @ -10°F Evap	R-404A	Yes	Yes	Yes	Microprocessor
G20000, etc.	115/60/1	5.2	2410 @ +20°F Evap	R-134a	Yes	Yes	Yes	Microprocessor
G20004P, etc.	115/60/1	5.2	2410 @ +20°F Evap	R-134a	Yes	Yes	Yes	Microprocessor
G21000, etc.	115/60/1	5.2	4160 @ +20°F Evap	R-134a	Yes	Yes	Yes	Microprocessor
G21004P, etc.	115/60/1	5.2	4160 @ +20°F Evap	R-134a	Yes	Yes	Yes	Microprocessor
G22010, etc.	115/60/1	13.2	3080 @ -10°F Evap	R-404A	Yes	Yes	Yes	Microprocessor
G30000, etc.	115/60/1	5.2	3780 @ +20°F Evap	R-134a	Yes	Yes	Yes	Microprocessor
G31010, etc.	115/60/1	13.2	4710 @ -10°F Evap	R-404A	Yes	Yes	Yes	Microprocessor
G31310, etc.	115/60/1	13.2	4710 @ -10°F Evap	R-404A	Yes	Yes	Yes	Microprocessor
G32000, etc.	115/60/1	5.2	5330 @ +20°F Evap	R-134a	Yes	Yes	Yes	Microprocessor
R/AHT132W	115/60/1	1.5	2400 @ +20°F Evap	R-134a	No	Yes	Yes	Intela-Traul
R/AHT132EW	115/60/1	1.5	2400 @ +20°F Evap	R-134a	No	Yes	Yes	Intela-Traul
R/AHT232W	115/60/1	2.0	4360 @ +20°F Evap	R-134a	No	Yes	Yes	Intela-Traul
R/AHT332W	115/60/1	2.5	4360 @ +20°F Evap	R-134a	No	Yes	Yes	Intela-Traul
R/AHT232N	115/60/1	2.0	4360 @ +20°F Evap	R-134a	No	Yes	Yes	Intela-Traul
R/AHT332N	115/60/1	2.5	4360 @ +20°F Evap	R-134a	No	Yes	Yes	Intela-Traul
R/AHT126W	115/60/1	1.5	2400 @ +20°F Evap	R-134a	No	Yes	Yes	Intela-Traul
R/AHT226W	115/60/1	2.0	2400 @ +20°F Evap	R-134a	No	Yes	Yes	Intela-Traul
R/AHT132D	115/60/1	1.5	2400 @ +20°F Evap	R-134a	No	Yes	Yes	Intela-Traul
R/AHT232D	115/60/1	2.0	4360 @ +20°F Evap	R-134a	No	Yes	Yes	Intela-Traul
R/AHT132WP	115/60/1	2.0	2400 @ +20°F Evap	R-134a	No	Yes	Yes	Intela-Traul
R/AHT232WP	115/60/1	2.5	4360 @ +20°F Evap	R-134a	No	Yes	Yes	Intela-Traul
R/AHT332WP	115/60/1	3.0	4360 @ +20°F Evap	R-134a	No	Yes	Yes	Intela-Traul
R/AHT232NP	115/60/1	2.5	4360 @ +20°F Evap	R-134a	No	Yes	Yes	Intela-Traul
R/AHT332NP	115/60/1	3.0	4360 @ +20°F Evap	R-134a	No	Yes	Yes	Intela-Traul
R/AHT126WP	115/60/1	2.0	2400 @ +20°F Evap	R-134a	No	Yes	Yes	Intela-Traul
R/AHT226WP	115/60/1	2.5	2400 @ +20°F Evap	R-134a	No	Yes	Yes	Intela-Traul
R/ALT132W	115/60/1	7.5	2160 @ -20°F Evap	R-404A	No	Yes	Yes	Intela-Traul
R/ALT232W	115/60/1	10.0	3790 @ -20°F Evap	R-404A	No	Yes	Yes	Intela-Traul
R/ALT332W	115/60/1	11.0	5220 @ -20°F Evap	R-404A	No	Yes	Yes	Intela-Traul
R/ALT232N	115/60/1	10.0	3790 @ -20°F Evap	R-404A	No	Yes	Yes	Intela-Traul
R/ALT332N	115/60/1	11.0	5220 @ -20°F Evap	R-404A	No	Yes	Yes	Intela-Traul
R/ALT126W	115/60/1	4.0	1980 @ -20°F Evap	R-404A	No	Yes	Yes	Intela-Traul
R/ALT226W	115/60/1	7.5	3790 @ -20°F Evap	R-404A	No	Yes	Yes	Intela-Traul
R/ALT132D	115/60/1	6.0	2160 @ -20°F Evap	R-404A	No	Yes	Yes	Intela-Traul
R/ALT232D	115/60/1	10.0	3790 @ -20°F Evap	R-404A	No	Yes	Yes	Intela-Traul
R/ARI132L	115/60/1	2.0	2400 @ +20°F Evap	R-134a	No	Yes	Yes	Intela-Traul
R/ARI232L	115/60/1	3.0	4360 @ +20°F Evap	R-134a	No	Yes	Yes	Intela-Traul
R/ARI332L	115/60/1	4.0	5330 @ +20°F Evap	R-134a	No	Yes	Yes	Intela-Traul
R/ARI132LP	115/60/1	3.0	2400 @ +20°F Evap	R-134a	No	Yes	Yes	Intela-Traul
R/ARI232LP	115/60/1	4.0	4360 @ +20°F Evap	R-134a	No	Yes	Yes	Intela-Traul
R/ARI332LP	115/60/1	5.0	5330 @ +20°F Evap	R-134a	No	Yes	Yes	Intela-Traul
R/ARI132H	115/60/1	2.0	2400 @ +20°F Evap	R-134a	No	Yes	Yes	Intela-Traul
R/ARI232H	115/60/1	3.0	4360 @ +20°F Evap	R-134a	No	Yes	Yes	Intela-Traul
R/ARI332H	115/60/1	4.0	5330 @ +20°F Evap	R-134a	No	Yes	Yes	Intela-Traul
R/AIF132L	115/60/1	7.5	2160 @ -20°F Evap	R-404A	No	Yes	Yes	Intela-Traul
R/AIF232L	115/60/1	11.0	5220 @ -20°F Evap	R-404A	No	Yes	Yes	Intela-Traul
R/AIF332L	208/115	12.0	7580 @ -20°F Evap	R-404A	No	Yes	Yes	Intela-Traul



TRAULSEN
4401 BLUE MOUND RD.
PHONE 1 (800) 825-8220
Website: www.traulsen.com

FT. WORTH, TX 76106
FAX-MKTG. 1 (817) 624-4302

Remote Refrigeration Data

Model No.	Voltage	Amps	BTU @ 90°F Ambient and Evap. Temp.	Cond. Evap.		Solenoid Yes/No	Exp. Valve Yes/No	Temp Control
				Refrigt	Yes/No			
R/ACV132W	115/60/1	7.5	2160 @ -10°F Evap	R-404A	No	Yes	Yes	No
R/ACV232W	115/60/1	10.0	1870 @ -10°F Evap	R-404A	No	Yes	Yes	No
R/ADT132EW	115/60/1	6.5	F-1850 @ -20°F Evap R-1130 @ +20°F Evap	R-404A R-134a	No	Yes	Yes	Intela-Traul
R/ADT132W	115/60/1	6.5	F-1850 @ -20°F Evap R-1130 @ +20°F Evap	R-404A R-134a	No	Yes	Yes	Intela-Traul
R/ADT232W	115/60/1	8.0	F-2170 @ -20°F Evap R-1730 @ -20°F Evap	R-404A R-134a	No	Yes	Yes	Intela-Traul
R/ADT332W	115/60/1	9.0	F-2160 @ -20°F Evap R-4360 @ +20°F Evap	R-404A R-134a	No	Yes	Yes	Intela-Traul
R/ADT232N	115/60/1	8.0	F-2170 @ -20°F Evap R-1730 @ +20°F Evap	R-404A R-134a	No	Yes	Yes	Intela-Traul
R/ADT332N	115/60/1	9.0	F-2160 @ -20°F Evap R-4360 @ +20°F Evap	R-404A R-134a	No	Yes	Yes	Intela-Traul
R/ADT132D	115/60/1	6.5	F-1850 @ -20°F Evap R-1130 @ +20°F Evap	R-404A R-134a	No	Yes	Yes	Intela-Traul
R/ADT232D	115/60/1	6.5	F-1850 @ -20°F Evap R-1130 @ +20°F Evap	R-404A R-134a	No	Yes	Yes	Intela-Traul
RDH232W	208/115-1-60	10.0	2400 @ +20°F Evap	R-134a	No	Yes	Yes	Intela-Traul
RDH232WP	208/115-1-60	10.0	2400 @ +20°F Evap	R-134a	No	Yes	Yes	Intela-Traul
RRI264L	115/60/1	4.0	2 X 4360 @ +20°F Evap	R-134a	No	Yes	Yes	Intela-Traul
RRI364L	115/60/1	8.0	2 X 5330 @ +20°F Evap	R-134a	No	Yes	Yes	Intela-Traul
RRI264LP	115/60/1	4.0	2 X 4360 @ +20°F Evap	R-134a	No	Yes	Yes	Intela-Traul
RRI364LP	115/60/1	8.0	2 X 5330 @ +20°F Evap	R-134a	No	Yes	Yes	Intela-Traul
RIF264L	208/115/60/1*	12.0	10,440 @ -20°F Evap	R-404A	No	Yes	Yes	Intela-Traul
RIF364L	208/115/60/1*	14.0	15,160 @ -20°F Evap	R-404A	No	Yes	Yes	Intela-Traul
RHT232NSL	115/60/1	6.5	5330 @ +20°F Evap	R-134a	No	Yes	Yes	Intela-Traul
RHT232NHG	115/60/1	2.0	4360 @ +20°F Evap	R-134a	No	Yes	Yes	Intela-Traul
TE036HR	115/60/1	3.2	2370 @ +20°F Evap	R-404A	Yes	Yes	Yes	Intela-Traul
TE048HR	115/60/1	3.3	2370 @ +20°F Evap	R-404A	Yes	Yes	Yes	Intela-Traul
TE060HR	115/60/1	3.5	2370 @ +20°F Evap	R-404A	Yes	Yes	Yes	Intela-Traul
TE065HR	115/60/1	3.5	2370 @ +20°F Evap	R-404A	Yes	Yes	Yes	Intela-Traul
TE072HR	115/60/1	3.6	2370 @ +20°F Evap	R-404A	Yes	Yes	Yes	Intela-Traul
TE084HR	115/60/1	3.7	2370 @ +20°F Evap	R-404A	Yes	Yes	Yes	Intela-Traul
TE096HR	115/60/1	3.9	4090 @ +20°F Evap	R-404A	Yes	Yes	Yes	Intela-Traul
TE110HR	115/60/1	4.0	4090 @ +20°F Evap	R-404A	Yes	Yes	Yes	Intela-Traul
TU044HR	115/60/1	3.3	3080 @ +20°F Evap	R-404A	Yes	Yes	Yes	Intela-Traul
TU072HR	115/60/1	3.7	3080 @ +20°F Evap	R-404A	Yes	Yes	Yes	Intela-Traul
TU100HR	115/60/1	3.9	3080 @ +20°F Evap	R-404A	Yes	Yes	Yes	Intela-Traul
TS048HR	115/60/1	9.8	3300 @ +10°F Evap	R-404A	Yes	Yes	Yes	Intela-Traul
TS066HR	115/60/1	10.2	3870 @ +10°F Evap	R-404A	Yes	Yes	Yes	Intela-Traul
TS072HR	115/60/1	10.2	3870 @ +10°F Evap	R-404A	Yes	Yes	Yes	Intela-Traul
TS090HR	115/60/1	10.4	3870 @ +10°F Evap	R-404A	Yes	Yes	Yes	Intela-Traul

NOTES:

- 1) Remote INTELA-TRAUL® equipped units do not require use of a temperature control.
- 2) Cord and plug are not supplied with remote units.
- 3) Listed BTU rating shown is the required BTU's delivered to the unit at the evaporator coil.
- 4) Compressor HP not supplied by Traulsen. Compressor size should be determined by a qualified refrigeration technician based on the delivered BTU rating at the unit and actual jobsite requirements.
- 5) To determine approximate remote model weights, please deduct 40 lbs. from the respective self-contained models net or gross weight.
- 6) Standard Traulsen five year compressor warranty does not apply to remote units.
- 7) Condensate Removal: except where noted above, all remote models require provisions to be made to allow for condensate removal. As supplied standard, these models include only a drain tube exiting the evaporator compartment on top of the cabinet from which condensate will drip. Optional condensate removal provisions include a drain line extended down the cabinet back (n/a for pass-thru or roll-thru models) or optional Top-Mounted Electric Condensate Evaporator.
Note: provision of the first option will add approximately 7/8" to the overall cabinet depth, while the latter will add approximately 1.5 amps to the cabinets full load amp rating. Cabinets built with optional TMCE's or BMCE's include arrangements to allow for these to be plugged directly into the unit.
- 8) Traulsen does not recommend the use of casters with remote models (legs supplied standard on G-Series remote units).
- 9) Refrigeration connections provided are 1/4" O.D. for the liquid line and either 1/2" or 3/4" O.D. for the suction line, no other connections are required.
- 10) The solenoid valve provided is wired at the factory directly to the control, and so no electrical connections are required between the unit and remote compressor.

Continued product development may necessitate specification changes without notice.

Part No. TR35837 (revised 1/13)

TRAULSEN
4401 BLUE MOUND RD.
PHONE 1 (800) 825-8220
Website: www.traulsen.com

FT. WORTH, TX 76106
FAX-MKTG. 1 (817) 624-4302

