

Project

Item #

Model Specified:

CSI Section 11400

### Full Size Undercounter Refrigerators/ Self-Contained

### One, Two & Three Door Models, 34" Deep



Stainless Exterior  
& Interior

- 1-Door Refrigerator Model TU044HT
- 2-Door Refrigerator Model TU072HT
- 3-Door Refrigerator Model TU100HT



Model TU072HT  
(shown with optional stainless steel top and casters)

Traulsen's TU Series full size undercounter refrigerator models are designed for use with most applications, combining the advantages of modular flexibility with ease of maintenance. They are built to perform, their heavy duty construction, quality components and innovative design are all intended to provide a high quality, durable product you can depend upon.

Our undercounter models feature a door or drawer option. We've engineers our models with a drop-in feature that allows you to easily convert doors into two 6" deep drawers or three 4" deep drawers, making them ideal for any work area reorganization. Additionally, we meet the needs of today's food service operators by providing assured product holding temperatures, maximized storage capacity and features that assist with HACCP compliance, making them an excellent choice and value. That's Traulsen. Trusted.

### Standard Product Features

- Stainless Steel Exterior & Interior
- INTELA-TRAUL® Microprocessor Control System
- Balanced, Self-Contained Refrigeration System Using R-134a
- Front-Breathing Design For "Zero-Clearance" Installation
- Non-Electric Automatic Condensate Evaporator
- Condenser Filter
- Off- Cycle Evaporator Defrost
- Controllable Anti-Condensate Door Perimeter Heaters
- Metal Door Handle With Gasket Guard
- Self-Closing Doors With Stay Open Feature
- Field Rehingable Door(s)
- Standard Door Hinging: TU044HT = Right, TU072HT = Left/Right, TU100HT = Left/Left/Right (other hingsings available)
- Two Wire Shelves Per Door (factory installed)
- Magnetic Snap-In Door Gaskets
- Gasket-Protecting Stainless Steel Door Liner
- Thermostatic Expansion Valve Metering Device
- Side, Front & Rear Access Panel For Ease of Service & Maintenance
- 9' Cord & Plug Attached
- 6" Legs On Adjustable Channel Moving System
- One Year Parts And Labor Warranty
- Two Year Control Warranty (parts and labor)
- Five Year Compressor Warranty

### Options & Accessories

- Two (2) Drawers In Lieu Of One Or More Doors (accommodates 6" deep pans)
- Three (3) Drawers In Lieu Of One Or More Doors (accommodates 4" deep pans)
- Flat Stainless Steel Top With Bullnose Front
- Stainless Steel Top With 4" High Backsplash
- Stainless Steel Top With Drip Guard (marine) Edge
- Cabinet Length Extension Sections, Available In 3", 6", 9", 12" and 15" Sizes
- No. 1 Type Tray Slides To Accommodate either (1) 18" x 26" or (2) 14" x 18" Sheet Pans, Adjustable To 2" O.C.
- Universal Type Tray Slides To Accommodate either (1) 18" x 26", (2) 12" x 20" or (2) 14" x 18" Sheet Pans, Adjustable To 4" O.C.
- Additional Shelves
- Stainless Steel Shelves In Lieu of Standard Wire Shelves
- Export 220/50/1 Voltage
- NAFEM Data Protocol Gateway Package
- System Relocated To Right
- Set of 4-5/8" or 6" High Casters
- Remote Applications
- Remote For Use With 20°F Glycol System
- Two Year Service/Labor Warranty Available



Listed by Underwriters Laboratories Inc., to U.S. and Canadian safety standards and Listed by NSF International.

Approval: \_\_\_\_\_



TRAULSEN  
4401 BLUE MOUND RD.  
PHONE 1 (800) 825-8220  
Website: www.traulsen.com

FT. WORTH, TX 76106  
FAX-MKTG. 1 (817) 624-4302

Project	Quantity	Item #
Model Specified:		CSI Section 11400

## Specifications

### Construction, Hardware and Insulation

Cabinet exterior front, sides, one-piece louver assembly and doors are constructed of stainless steel. Cabinet interior and door liners are constructed of stainless steel. The exterior cabinet sub-top, back and bottom are constructed of heavy gauge aluminized steel. A set of adjustable 6" high stainless steel legs are included.

Doors are equipped with a gasket protecting metal door pan. A metal door handle with gasket guard is standard on all units.

Easily removable for cleaning, vinyl magnetic door gasket assures tight door seal. Anti condensate heaters are located behind each door opening.

Both the cabinet and door(s) are insulated with an average of 2" thick high density, non-CFC, foamed in place polyurethane.

### Interior

Standard interior arrangements include two (2) wire shelves per door, mounted on shelf pins. Recommended load limit per shelf should not exceed 225 lbs. Optional tray slides may be purchased in combination with, or in lieu of these. Both standard and optional interior arrangements are completely installed at the factory.

### Refrigeration System

The self-contained, balanced refrigeration system using R-404A refrigerant features a hot gas evaporator defrost, thermostatic expansion valve, air-cooled hermetic compressor, plenum effect blower coil, large, high humidity evaporator coil located outside the food zone and an electric condensate evaporator. A 9' cord and plug is provided. Standard operating temperature is 34 to 38°F.

DIMENSIONAL DATA	TU044HT	TU072HT	TU100HT
Net Capacity cu. ft.	9.8 (277 cu l)	20.0 (566 cu l)	30.1 (852 cu l)
Length Overall in.	44 (111.7 cm)	71 $\frac{3}{4}$ (182.2 cm)	100 (254 cm)
Depth - Cabinet Only in.	31 $\frac{1}{4}$ (79.4 cm)	31 $\frac{1}{4}$ (79.4 cm)	31 $\frac{1}{4}$ (79.4 cm)
Depth - with Door Open 90°	58 $\frac{13}{16}$ (149.4 cm)	58 $\frac{13}{16}$ (149.4 cm)	58 $\frac{13}{16}$ (149.4 cm)
Depth - Overall in.	34 (86.4 cm)	34 (86.4 cm)	34 (86.4 cm)
Height - Overall on 6" Legs in. <sup>1</sup>	33 $\frac{7}{10}$ (85.6 cm)	33 $\frac{7}{10}$ (85.6 cm)	33 $\frac{7}{10}$ (85.6 cm)
Height - Overall on 6" Legs in. <sup>2</sup>	34 (86.4 cm)	34 (86.4 cm)	34 (86.4 cm)
Net Weight-uncrated lbs. <sup>3</sup>	390	560	730
Number of Shelves	2	4	6
Shelf Area sq. ft.	8.2 (.8 sq. m.)	18.1 (1.7 sq. m.)	28.3 (2.6 sq. m.)
ELECTRICAL DATA			
Voltage	115/60/1	115/60/1	115/60/1
Full Load Amperes	6.3	6.3	6.3
NEMA Plug Type	5-15P	5-15P	5-15P
REFRIGERATION DATA			
Refrigerant	R-404A	R-404A	R-404A
BTU/HR - HP <sup>4</sup>	2440 ( $\frac{1}{3}$ HP)	2440 ( $\frac{1}{3}$ HP)	2440 ( $\frac{1}{3}$ HP)

### NOTES

NOTE: Figures in parentheses reflect metric equivalents.

1= Height as measured without optional stainless steel work top.

2= Height as measured with optional stainless steel work top.

3= For shipping weights and dimensions please refer to form TR35875.

4= Based on a 90 degree F ambient and 20 degree F evaporator. For information on remote models, please refer to form TR35837.



Equipped With One NEMA 5-15 P Plug

**NOTE: An optional stainless steel worktop is required on full size undercounter models being used to support equipment weighing in excess of 100 lbs. or producing heat in excess of 140°F to the top surface.**

NOTE: When ordering please specify: Voltage, Hinging, Options and any additional warranties.

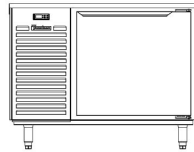
Continued product development may necessitate specification changes without notice. Part No. TR35774 (revised 1/10)

### Controller

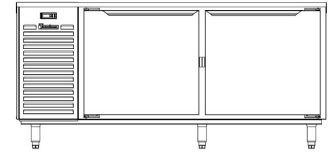
The easy to use water resistant INTELA-TRAUL® microprocessor control system is supplied standard. Unit is NAFEM Data Protocol communication (NDP) ready. Optional hardware required to be NDP compliant. Third party software required for network connection. It includes a 3-Digit LED Display, Fahrenheit or Celsius Temperature Scale Display Capability, and an RS485 data port. In addition it includes audio/visual alarms for: Hi/Lo Cabinet Temperature, Clean Condenser, Evaporator Coil and Discharge Line Sensor Failures, and Power Supply Interruption.

### Warranties

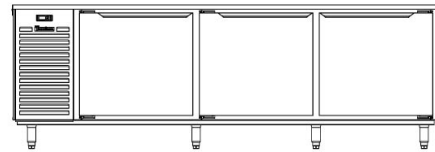
Both a one year parts and labor warranty and a five year compressor warranty (self-contained models only) are provided standard. An optional 2<sup>nd</sup> year extended parts and labor warranty is also available. In addition the INTELA-TRAUL® control is warranted by a two year parts and labor warranty.



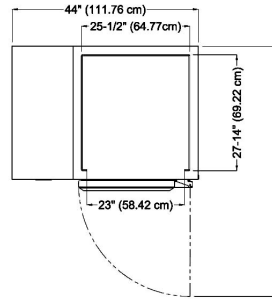
Elevation - TU044HT



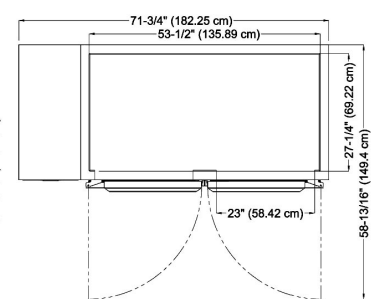
Elevation - TU072HT



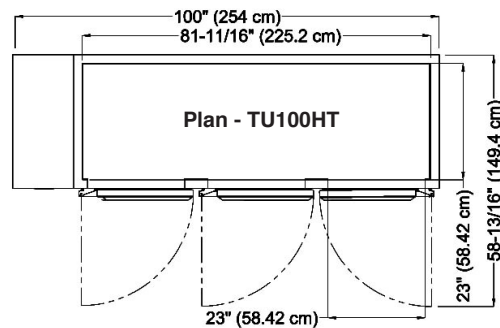
Elevation - TU100HT



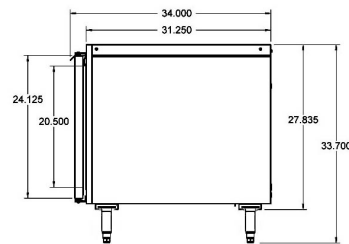
Plan - TU044HT



Plan - TU072HT



Plan - TU100HT



Section - All Models

TRAULSEN  
4401 BLUE MOUND RD.  
PHONE 1 (800) 825-8220  
Website: www.traulsen.com

FT. WORTH, TX 76106  
FAX-MKTG. 1 (817) 624-4302



# Remote Refrigeration Data

Refer to the below chart to determine the following remote characteristics: Voltage, Amps, BTU's, Refrigerant, and if the following components are included: Condensate Evaporator, Solenoid, Expansion Valve and Temperature Control.

Model No.	Voltage	Amps	BTU @ 90°F Ambient and Evap. Temp.	Cond. Evap.		Solenoid	Exp. Valve	Temp Control
				Refrig't	Yes/No	Yes/No	Yes/No	
G10000, etc.	115/60/1	4.1	1520 @ +20°F Evap	R-134a	Yes	Yes	Yes	Microprocessor
G10002P, etc.	115/60/1	4.1	1520 @ +20°F Evap	R-134a	Yes	Yes	Yes	Microprocessor
G11000, etc.	115/60/1	4.1	2410 @ +20°F Evap	R-134a	Yes	Yes	Yes	Microprocessor
G11002P, etc.	115/60/1	4.1	2400 @ +20°F Evap	R-134a	Yes	Yes	Yes	Microprocessor
G12010, etc.	115/60/1	10.6	1930 @ -10°F Evap	R-404A	Yes	Yes	Yes	Microprocessor
G20000, etc.	115/60/1	5.2	2410 @ +20°F Evap	R-134a	Yes	Yes	Yes	Microprocessor
G20004P, etc.	115/60/1	5.2	2410 @ +20°F Evap	R-134a	Yes	Yes	Yes	Microprocessor
G21000, etc.	115/60/1	5.2	4160 @ +20°F Evap	R-134a	Yes	Yes	Yes	Microprocessor
G21004P, etc.	115/60/1	5.2	4160 @ +20°F Evap	R-134a	Yes	Yes	Yes	Microprocessor
G22010, etc.	115/60/1	13.2	3080 @ -10°F Evap	R-404A	Yes	Yes	Yes	Microprocessor
G30000, etc.	115/60/1	5.2	3780 @ +20°F Evap	R-134a	Yes	Yes	Yes	Microprocessor
G31010, etc.	115/60/1	13.2	4710 @ -10°F Evap	R-404A	Yes	Yes	Yes	Microprocessor
G31310, etc.	115/60/1	13.2	4710 @ -10°F Evap	R-404A	Yes	Yes	Yes	Microprocessor
G32000, etc.	115/60/1	5.2	5330 @ +20°F Evap	R-134a	Yes	Yes	Yes	Microprocessor
R/AHT132W	115/60/1	1.5	2400 @ +20°F Evap	R-134a	No	Yes	Yes	Intela-Traul
R/AHT132EW	115/60/1	1.5	2400 @ +20°F Evap	R-134a	No	Yes	Yes	Intela-Traul
R/AHT232W	115/60/1	2.0	4360 @ +20°F Evap	R-134a	No	Yes	Yes	Intela-Traul
R/AHT332W	115/60/1	2.5	4360 @ +20°F Evap	R-134a	No	Yes	Yes	Intela-Traul
R/AHT232N	115/60/1	2.0	4360 @ +20°F Evap	R-134a	No	Yes	Yes	Intela-Traul
R/AHT332N	115/60/1	2.5	4360 @ +20°F Evap	R-134a	No	Yes	Yes	Intela-Traul
R/AHT126W	115/60/1	1.5	2400 @ +20°F Evap	R-134a	No	Yes	Yes	Intela-Traul
R/AHT226W	115/60/1	2.0	2400 @ +20°F Evap	R-134a	No	Yes	Yes	Intela-Traul
R/AHT132D	115/60/1	1.5	2400 @ +20°F Evap	R-134a	No	Yes	Yes	Intela-Traul
R/AHT232D	115/60/1	2.0	4360 @ +20°F Evap	R-134a	No	Yes	Yes	Intela-Traul
R/AHT132WP	115/60/1	2.0	2400 @ +20°F Evap	R-134a	No	Yes	Yes	Intela-Traul
R/AHT232WP	115/60/1	2.5	4360 @ +20°F Evap	R-134a	No	Yes	Yes	Intela-Traul
R/AHT332WP	115/60/1	3.0	4360 @ +20°F Evap	R-134a	No	Yes	Yes	Intela-Traul
R/AHT232NP	115/60/1	2.5	4360 @ +20°F Evap	R-134a	No	Yes	Yes	Intela-Traul
R/AHT332NP	115/60/1	3.0	4360 @ +20°F Evap	R-134a	No	Yes	Yes	Intela-Traul
R/AHT126WP	115/60/1	2.0	2400 @ +20°F Evap	R-134a	No	Yes	Yes	Intela-Traul
R/AHT226WP	115/60/1	2.5	2400 @ +20°F Evap	R-134a	No	Yes	Yes	Intela-Traul
R/ALT132W	115/60/1	7.5	2160 @ -20°F Evap	R-404A	No	Yes	Yes	Intela-Traul
R/ALT232W	115/60/1	10.0	3790 @ -20°F Evap	R-404A	No	Yes	Yes	Intela-Traul
R/ALT332W	115/60/1	11.0	5220 @ -20°F Evap	R-404A	No	Yes	Yes	Intela-Traul
R/ALT232N	115/60/1	10.0	3790 @ -20°F Evap	R-404A	No	Yes	Yes	Intela-Traul
R/ALT332N	115/60/1	11.0	5220 @ -20°F Evap	R-404A	No	Yes	Yes	Intela-Traul
R/ALT126W	115/60/1	4.0	1980 @ -20°F Evap	R-404A	No	Yes	Yes	Intela-Traul
R/ALT226W	115/60/1	7.5	3790 @ -20°F Evap	R-404A	No	Yes	Yes	Intela-Traul
R/ALT132D	115/60/1	6.0	2160 @ -20°F Evap	R-404A	No	Yes	Yes	Intela-Traul
R/ALT232D	115/60/1	10.0	3790 @ -20°F Evap	R-404A	No	Yes	Yes	Intela-Traul
R/ARI132L	115/60/1	2.0	2400 @ +20°F Evap	R-134a	No	Yes	Yes	Intela-Traul
R/ARI232L	115/60/1	3.0	4360 @ +20°F Evap	R-134a	No	Yes	Yes	Intela-Traul
R/ARI332L	115/60/1	4.0	5330 @ +20°F Evap	R-134a	No	Yes	Yes	Intela-Traul
R/ARI132LP	115/60/1	3.0	2400 @ +20°F Evap	R-134a	No	Yes	Yes	Intela-Traul
R/ARI232LP	115/60/1	4.0	4360 @ +20°F Evap	R-134a	No	Yes	Yes	Intela-Traul
R/ARI332LP	115/60/1	5.0	5330 @ +20°F Evap	R-134a	No	Yes	Yes	Intela-Traul
R/ARI132H	115/60/1	2.0	2400 @ +20°F Evap	R-134a	No	Yes	Yes	Intela-Traul
R/ARI232H	115/60/1	3.0	4360 @ +20°F Evap	R-134a	No	Yes	Yes	Intela-Traul
R/ARI332H	115/60/1	4.0	5330 @ +20°F Evap	R-134a	No	Yes	Yes	Intela-Traul
R/AIF132L	115/60/1	7.5	2160 @ -20°F Evap	R-404A	No	Yes	Yes	Intela-Traul
R/AIF232L	115/60/1	11.0	5220 @ -20°F Evap	R-404A	No	Yes	Yes	Intela-Traul
R/AIF332L	208/115	12.0	7580 @ -20°F Evap	R-404A	No	Yes	Yes	Intela-Traul



TRAULSEN  
4401 BLUE MOUND RD.  
PHONE 1 (800) 825-8220  
Website: www.traulsen.com

FT. WORTH, TX 76106  
FAX-MKTG. 1 (817) 624-4302

# Remote Refrigeration Data

Model No.	Voltage	Amps	BTU @ 90°F Ambient and Evap. Temp.	Cond. Evap.		Solenoid Yes/No	Exp. Valve Yes/No	Temp Control
				Refrigt	Yes/No			
R/ACV132W	115/60/1	7.5	2160 @ -10°F Evap	R-404A	No	Yes	Yes	No
R/ACV232W	115/60/1	10.0	1870 @ -10°F Evap	R-404A	No	Yes	Yes	No
R/ADT132EW	115/60/1	6.5	F-1850 @ -20°F Evap R-1130 @ +20°F Evap	R-404A R-134a	No	Yes	Yes	Intela-Traul
R/ADT132W	115/60/1	6.5	F-1850 @ -20°F Evap R-1130 @ +20°F Evap	R-404A R-134a	No	Yes	Yes	Intela-Traul
R/ADT232W	115/60/1	8.0	F-2170 @ -20°F Evap R-1730 @ -20°F Evap	R-404A R-134a	No	Yes	Yes	Intela-Traul
R/ADT332W	115/60/1	9.0	F-2160 @ -20°F Evap R-4360 @ +20°F Evap	R-404A R-134a	No	Yes	Yes	Intela-Traul
R/ADT232N	115/60/1	8.0	F-2170 @ -20°F Evap R-1730 @ +20°F Evap	R-404A R-134a	No	Yes	Yes	Intela-Traul
R/ADT332N	115/60/1	9.0	F-2160 @ -20°F Evap R-4360 @ +20°F Evap	R-404A R-134a	No	Yes	Yes	Intela-Traul
R/ADT132D	115/60/1	6.5	F-1850 @ -20°F Evap R-1130 @ +20°F Evap	R-404A R-134a	No	Yes	Yes	Intela-Traul
R/ADT232D	115/60/1	6.5	F-1850 @ -20°F Evap R-1130 @ +20°F Evap	R-404A R-134a	No	Yes	Yes	Intela-Traul
RDH232W	208/115-1-60	10.0	2400 @ +20°F Evap	R-134a	No	Yes	Yes	Intela-Traul
RDH232WP	208/115-1-60	10.0	2400 @ +20°F Evap	R-134a	No	Yes	Yes	Intela-Traul
RRI264L	115/60/1	4.0	2 X 4360 @ +20°F Evap	R-134a	No	Yes	Yes	Intela-Traul
RRI364L	115/60/1	8.0	2 X 5330 @ +20°F Evap	R-134a	No	Yes	Yes	Intela-Traul
RRI264LP	115/60/1	4.0	2 X 4360 @ +20°F Evap	R-134a	No	Yes	Yes	Intela-Traul
RRI364LP	115/60/1	8.0	2 X 5330 @ +20°F Evap	R-134a	No	Yes	Yes	Intela-Traul
RIF264L	208/115/60/1*	12.0	10,440 @ -20°F Evap	R-404A	No	Yes	Yes	Intela-Traul
RIF364L	208/115/60/1*	14.0	15,160 @ -20°F Evap	R-404A	No	Yes	Yes	Intela-Traul
RHT232NSL	115/60/1	6.5	5330 @ +20°F Evap	R-134a	No	Yes	Yes	Intela-Traul
RHT232NHG	115/60/1	2.0	4360 @ +20°F Evap	R-134a	No	Yes	Yes	Intela-Traul
TE036HR	115/60/1	3.2	2370 @ +20°F Evap	R-404A	Yes	Yes	Yes	Intela-Traul
TE048HR	115/60/1	3.3	2370 @ +20°F Evap	R-404A	Yes	Yes	Yes	Intela-Traul
TE060HR	115/60/1	3.5	2370 @ +20°F Evap	R-404A	Yes	Yes	Yes	Intela-Traul
TE065HR	115/60/1	3.5	2370 @ +20°F Evap	R-404A	Yes	Yes	Yes	Intela-Traul
TE072HR	115/60/1	3.6	2370 @ +20°F Evap	R-404A	Yes	Yes	Yes	Intela-Traul
TE084HR	115/60/1	3.7	2370 @ +20°F Evap	R-404A	Yes	Yes	Yes	Intela-Traul
TE096HR	115/60/1	3.9	4090 @ +20°F Evap	R-404A	Yes	Yes	Yes	Intela-Traul
TE110HR	115/60/1	4.0	4090 @ +20°F Evap	R-404A	Yes	Yes	Yes	Intela-Traul
TU044HR	115/60/1	3.3	3080 @ +20°F Evap	R-404A	Yes	Yes	Yes	Intela-Traul
TU072HR	115/60/1	3.7	3080 @ +20°F Evap	R-404A	Yes	Yes	Yes	Intela-Traul
TU100HR	115/60/1	3.9	3080 @ +20°F Evap	R-404A	Yes	Yes	Yes	Intela-Traul
TS048HR	115/60/1	9.8	3300 @ +10°F Evap	R-404A	Yes	Yes	Yes	Intela-Traul
TS066HR	115/60/1	10.2	3870 @ +10°F Evap	R-404A	Yes	Yes	Yes	Intela-Traul
TS072HR	115/60/1	10.2	3870 @ +10°F Evap	R-404A	Yes	Yes	Yes	Intela-Traul
TS090HR	115/60/1	10.4	3870 @ +10°F Evap	R-404A	Yes	Yes	Yes	Intela-Traul

## NOTES:

- 1) Remote INTELA-TRAUL® equipped units do not require use of a temperature control.
- 2) Cord and plug are not supplied with remote units.
- 3) Listed BTU rating shown is the required BTU's delivered to the unit at the evaporator coil.
- 4) Compressor HP not supplied by Traulsen. Compressor size should be determined by a qualified refrigeration technician based on the delivered BTU rating at the unit and actual jobsite requirements.
- 5) To determine approximate remote model weights, please deduct 40 lbs. from the respective self-contained models net or gross weight.
- 6) Standard Traulsen five year compressor warranty does not apply to remote units.
- 7) Condensate Removal: except where noted above, all remote models require provisions to be made to allow for condensate removal. As supplied standard, these models include only a drain tube exiting the evaporator compartment on top of the cabinet from which condensate will drip. Optional condensate removal provisions include a drain line extended down the cabinet back (n/a for pass-thru or roll-thru models) or optional Top-Mounted Electric Condensate Evaporator.  
**Note:** provision of the first option will add approximately 7/8" to the overall cabinet depth, while the latter will add approximately 1.5 amps to the cabinets full load amp rating. Cabinets built with optional TMCE's or BMCE's include arrangements to allow for these to be plugged directly into the unit.
- 8) Traulsen does not recommend the use of casters with remote models (legs supplied standard on G-Series remote units).
- 9) Refrigeration connections provided are 1/4" O.D. for the liquid line and either 1/2" or 3/4" O.D. for the suction line, no other connections are required.
- 10) The solenoid valve provided is wired at the factory directly to the control, and so no electrical connections are required between the unit and remote compressor.

Continued product development may necessitate specification changes without notice.

Part No. TR35837 (revised 1/13)

TRAULSEN  
4401 BLUE MOUND RD.  
PHONE 1 (800) 825-8220  
Website: www.traulsen.com

FT. WORTH, TX 76106  
FAX-MKTG. 1 (817) 624-4302

