

|                  |          |                   |
|------------------|----------|-------------------|
| Project          | Quantity | Item #            |
| Model Specified: |          | CSI Section 11400 |

## Compact Sandwich Prep Tables with Raised Cover/Self-Contained



**Model UPT4812**  
(shown with optional casters)

### 27", 32, 48", 60" & 72" Wide Models



Stainless Exterior,  
Anodized Alumi-  
num Interior

|                       |         |
|-----------------------|---------|
| 27" Wide 6 Pan Model  | UPT276  |
| 27" Wide 9 Pan Model  | UPT279  |
| 32" Wide 8 Pan Model  | UPT328  |
| 32" Wide 12 Pan Model | UPT3212 |
| 48" Wide 8 Pan Model  | UPT488  |
| 48" Wide 12 Pan Model | UPT4812 |
| 48" Wide 18 Pan Model | UPT4818 |
| 60" Wide 12 Pan Model | UPT6012 |
| 60" Wide 24 Pan Model | UPT6024 |
| 72" Wide 12 Pan Model | UPT7212 |
| 72" Wide 18 Pan Model | UPT7218 |
| 72" Wide 24 Pan Model | UPT7224 |
| 72" Wide 30 Pan Model | UPT7230 |

Traulsen's durable, high performance, sandwich prep tables provide a high quality/ high value alternative to the all too common commodity types in today's market.

Any comparison between prep tables should start with performance, and Traulsen really does the job. Not only do they all meet the NSF 7 Standard, but do so under real world conditions, even when using 6" deep pans! A Traulsen exclusive.

Truly front breathing, their design allows for "zero-clearance" installation. As a result they can be placed right up against the backwall and alongside other kitchen equipment, saving valuable floor space.

## Standard Product Features

- High Quality Stainless Steel Exterior Top, Sides & Door(s)
- Durable, Corrosion Resistant Anodized Aluminum Interior
- Provides NSF Standard 7 Performance, Even When Using 6" Deep Pans - A Traulsen Exclusive
- Front Breathing Self-Contained Refrigeration System
- Standard Work Height 36-1/4" (see "optional accessory kits for lower height casters to meet ADA requirements or provide lower work heights)
- Environmentally Friendly R-134a Refrigerant
- Top Cut-Outs Accommodate Sixth Size Pans (divider bars and 4" deep plastic sixth size pans provided)
- Reinforced Pan Ledge (holds pans securely level)
- Removable Stainless Steel Insulated Pan Cover & Pivoting Front Lid
- Reversible, Full Length White Nylon Cutting Board
- Self-Closing Stainless Steel Doors With Convenient Stay Open Feature @ 105 Degrees
- Metal Door Handles
- Anodized Aluminum Interior Door Liners
- Interior Mounted Thermometer
- Two (2) Powder Coated Steel Shelves Per Door, Mounted On Adjustable Pilasters
- Automatic Non-Electric Condensate Evaporator
- Magnetic Snap-In Door Gaskets
- 8' Cord & Plug Attached
- Set of Four (4) 6" High Adjustable Legs (6 for 60" & 72" models)
- Three Year Parts And Labor Warranty
- Five Year Compressor Warranty

## Optional Accessory Kits\*

- **CASTER 5SET4** (four 6" high casters for 27", 32" & 48" models)
- **CASTER 5SET6** (six 6" high casters for 60" & 72" models)
- **CASTER SET4IN** (four 4" high casters for 27", 32" & 48" models)
- **CASTER 60SET3** (six 4" high casters for 60" & 72" models)
- **CASTER SET3IN** (four 3-1/2" high casters for 27", 32" & 48" models)
- **CASTER SET4** (six 3-1/2" high casters for 60" & 72" models)
- **CASTER SET2IN** (four 2-1/2" high casters for 27" models)
- **SHELF CPW1** (additional shelf for all 27" models)
- **SHELF CPW2** (additional shelf for all 32" models)
- **SHELF48 UPPER** (upper shelf for all 48" models)
- **SHELF48 LOWER** (lower shelf for all 48" models)
- **SHELF60 UPPER** (upper shelf for all 60" models)
- **SHELF60 LOWER** (lower shelf for all 60" models)
- **SHELF72 UPPER** (upper shelf for all 72" models)
- **SHELF72 LOWER** (lower shelf for all 72" models)

\*All optional accessory kits are shipped separately for field installation.

## Factory Installed Options

- Stainless Steel Finished Back
- Other Door Hingsings



Listed by Underwriters Laboratories Inc., to U.S. and Canadian safety standards and NSF International in accordance with ANSI/NSF7.

Approval: \_\_\_\_\_



**TRAULSEN**  
4401 BLUE MOUND RD.  
PHONE 1 (800) 825-8220  
Website: www.traulsen.com

FT. WORTH, TX 76106  
FAX-MKTG. 1 (817) 624-4302

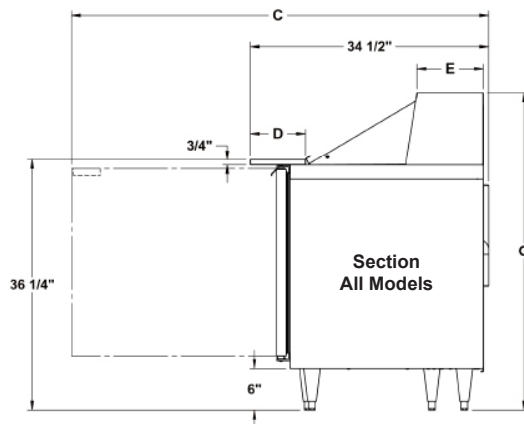
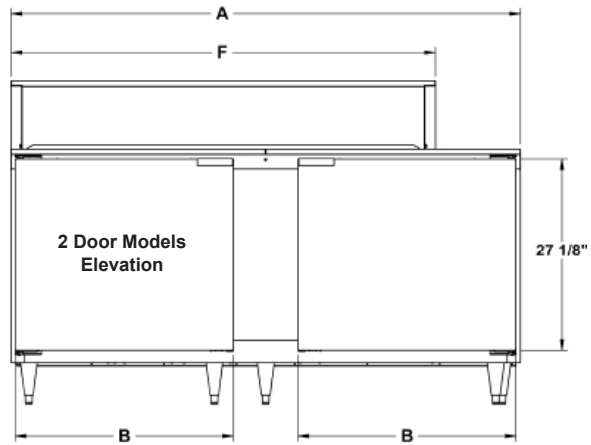
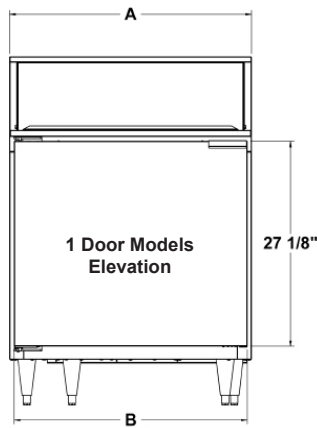
Project

Quantity

Item #

Model Specified:

CSI Section 11400



| Cabinet Dimensional Data |                 |                        |                 |              |                    |                     |               |                     |  |                    |            |                          |                          |
|--------------------------|-----------------|------------------------|-----------------|--------------|--------------------|---------------------|---------------|---------------------|--|--------------------|------------|--------------------------|--------------------------|
| Model                    | Storage cu. ft. | # Of 1/6 size pans top | A               | B            | C                  | D                   | E             | F                   | G  | Clear door opening | # of Doors | # of Shelves per cabinet | Total shelf area sq. ft. |
|                          |                 |                        | Width - cabinet | Width - door | Depth-Door Open 90 | Depth-Cutting Board | Depth-Lid Top | Width-Pan Cover Lid | Height - Overall (mounted on 6" legs or casters) |                    |            |                          |                          |
| UPT276                   | 7.1             | 6                      | 27"             | 24 5/8"      | 25 7/8"            | 12"                 | 9 3/8"        | 27"                 | 44 3/4"  | 22 3/4"            | 2          | 2                        | 4.88                     |
| UPT279                   | 7.1             | 9                      | 27"             | 24 5/8"      | 25 7/8"            | 8"                  | 9 5/8"        | 27"                 | 46"  | 22 3/4"            | 2          | 2                        | 4.88                     |
| UPT328                   | 8.8             | 8                      | 32"             | 29 5/8"      | 30 13/16"          | 12"                 | 9 3/8"        | 32"                 | 44 3/4"  | 27 3/4"            | 2          | 2                        | 6.13                     |
| UPT3212                  | 8.8             | 12                     | 32"             | 29 5/8"      | 30 13/16"          | 8"                  | 9 5/8"        | 32"                 | 46"  | 27 3/4"            | 2          | 2                        | 6.13                     |
| UPT488                   | 13.1            | 8                      | 48"             | 21 1/8"      | 21 1/8"            | 12"                 | 9 3/8"        | 36 1/2"             | 44 3/4"  | 18"                | 4          | 4                        | 10.3                     |
| UPT4812                  | 13.1            | 12                     | 48"             | 21 1/8"      | 21 1/8"            | 12"                 | 9 3/8"        | 48"                 | 44 3/4"  | 18"                | 4          | 4                        | 10.3                     |
| UPT4818                  | 13.1            | 18                     | 48"             | 21 1/8"      | 21 1/8"            | 8"                  | 9 5/8"        | 48"                 | 46"  | 18"                | 4          | 4                        | 10.3                     |
| UPT6012                  | 16.7            | 12                     | 60"             | 24 5/8"      | 25 7/8"            | 12"                 | 9 3/8"        | 48"                 | 44 3/4"  | 22 3/4"            | 4          | 4                        | 13.2                     |
| UPT6024                  | 16.7            | 24                     | 60"             | 24 5/8"      | 25 7/8"            | 8"                  | 9 5/8"        | 60"                 | 46"  | 22 3/4"            | 4          | 4                        | 13.2                     |
| UPT7212                  | 20              | 12                     | 72"             | 29 5/8"      | 25 7/8"            | 12"                 | 9 3/8"        | 48"                 | 44 3/4"  | 27 3/4"            | 4          | 4                        | 15.5                     |
| UPT7218                  | 20              | 18                     | 72"             | 29 5/8"      | 30 13/16"          | 8"                  | 9 5/8"        | 48"                 | 46"  | 27 3/4"            | 4          | 4                        | 15.5                     |
| UPT7224                  | 20              | 24                     | 72"             | 29 5/8"      | 30 13/16"          | 8"                  | 9 5/8"        | 60"                 | 46"  | 27 3/4"            | 4          | 4                        | 15.5                     |
| UPT7230                  | 20              | 30                     | 72"             | 29 5/8"      | 30 13/16"          | 8"                  | 9 5/8"        | 72"                 | 46"  | 27 3/4"            | 4          | 4                        | 15.5                     |

**TRAUlsen**  
 4401 BLUE MOUND RD.  
 PHONE 1 (800) 825-8220  
 Website: [www.traulsen.com](http://www.traulsen.com)

FT. WORTH, TX 76106  
 FAX-MKTG. 1 (817) 624-4302



Project

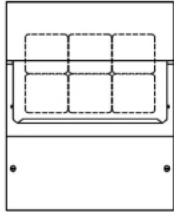
Quantity

Item #

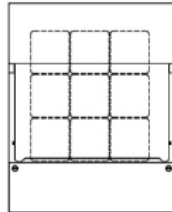
Model Specified:

CSI Section 11400

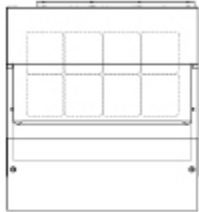
## Top Pan Configuration



UPT276 Model



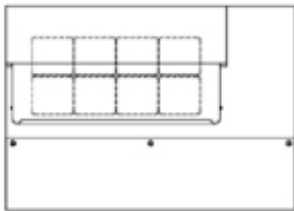
UPT279 Model



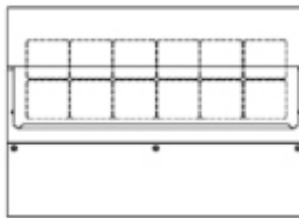
UPT328 Model



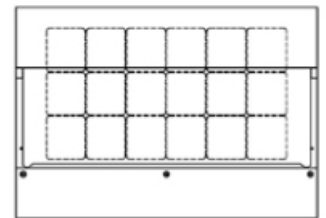
UPT3212 Model



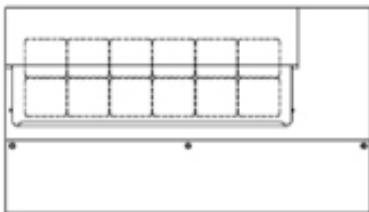
UPT488 Model



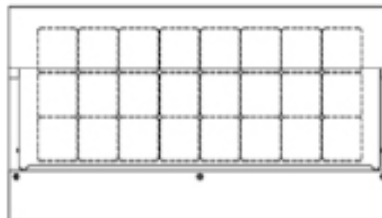
UPT4812 Model



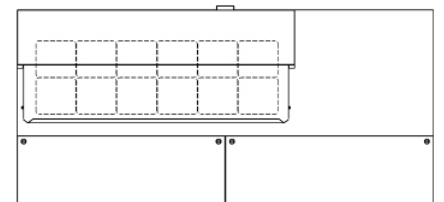
UPT4818 Model



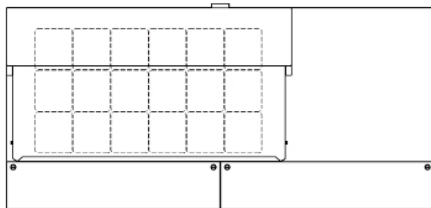
UPT6012 Model



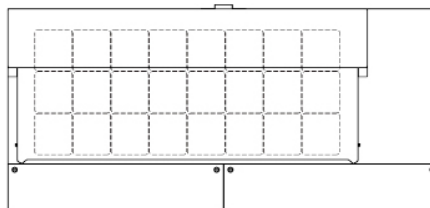
UPT6024 Model



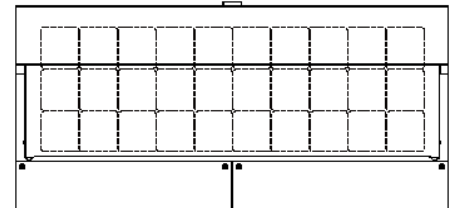
UPT7212 Model



UPT7218 Model



UPT7224 Model



UPT7230 Model



TRAULSEN  
4401 BLUE MOUND RD.  
PHONE 1 (800) 825-8220  
Website: [www.traulsen.com](http://www.traulsen.com)

FT. WORTH, TX 76106  
FAX-MKTG. 1 (817) 624-4302

|                  |          |                   |
|------------------|----------|-------------------|
| Project          | Quantity | Item #            |
| Model Specified: |          | CSI Section 11400 |

## Specifications

### Construction, Hardware and Insulation

Cabinet exterior front, sides, pan cover, lid and doors are constructed of stainless steel. Cabinet interior and door liners are constructed of anodized aluminum. The exterior cabinet back and bottom are constructed of galvanized steel.

Doors self close at less than 90 degrees and also includes a stay open feature at 105 degrees. Easily removable for cleaning, vinyl magnetic door gasket assures tight door seal.

Both the cabinet and doors are insulated with an average of 2" thick high density, non-CFC, foamed in place polyurethane.

A 3/4" thick, full-length, reversible white nylon cutting board is supplied standard.

### Pans & Cover

Each model is supplied standard with its full compliment of 4" deep plastic 1/6 size pans and stainless steel pan dividers. The pan cover and lid are constructed of stainless steel, and is easily removable for cleaning.

### Refrigeration System

A balanced, rear mounted, front breathing, self-contained refrigeration system using R-134a refrigerant is provided. It features a capillary tube metering device, air-cooled hermetic compressor, a forced air evaporator coil and a non-electric condensate evaporator. An 8' cord and plug is provided. Standard operating temperature of the refrigerated base is 34 to 38°F.

### Interior

Standard interior arrangements include two (2) powder coated wire shelves per door, mounted on pilasters. These are adjustable in 1/2" increments, allowing for a minimum of 1-1/2" spacing between shelves.

### Warranties

Both a three year parts and labor warranty and a five year compressor warranty (self-contained models only) are provided standard.

| Electrical & Refrigeration Data<br>115/60/1 R-134a NEMA 5-15P |                |               | Shipping Data<br>(42"D x 56"H) |                         |                   |
|---|----------------|---------------|--------------------------------|-------------------------|-------------------|
| Model   | Full Load Amps | BTU/HR - HP   | Width - crated                 | Volume - crated cu. ft. | Weight - lbs.     |
| UPT276  | 4.7            | 1020 (1/5 HP) | 45"                            | 45                      | 376 net/425 gross |
| UPT279  | 4.7            | 1020 (1/5 HP) | 45"                            | 45                      | 376 net/425 gross |
| UPT328  | 6.2            | 1020 (1/5 HP) | 45"                            | 45                      | 255 net/300 gross |
| UPT3212   | 6.2            | 1020 (1/5 HP) | 45"                            | 45                      | 255 net/300 gross |
| UPT488  | 5.5            | 1600 (1/4 HP) | 69"                            | 69                      | 355 net/400 gross |
| UPT4812   | 5.5            | 1600 (1/4 HP) | 69"                            | 69                      | 355 net/400 gross |
| UPT4818   | 5.5            | 1600 (1/4 HP) | 69"                            | 69                      | 355 net/400 gross |
| UPT6012   | 5.5            | 1600 (1/4 HP) | 69"                            | 69                      | 457 net/500 gross |
| UPT6024   | 5.5            | 1600 (1/4 HP) | 69"                            | 69                      | 457 net/500 gross |
| UPT7212   | 6.3            | 1600 (1/4 HP) | 84"                            | 84                      | 548 net/575 gross |
| UPT7218   | 6.3            | 1600 (1/4 HP) | 84"                            | 84                      | 548 net/575 gross |
| UPT7224   | 6.3            | 1600 (1/4 HP) | 84"                            | 84                      | 548 net/575 gross |
| UPT7230   | 6.3            | 1600 (1/4 HP) | 84"                            | 84                      | 548 net/575 gross |

### NOTES:

- Overall depth figure includes standard cutting board.
- Height shown when mounted on 6" high legs or casters.
- Based on a 90 degree F ambient and 20 degree F evaporator.
- When ordering please specify: Voltage, Hinging, Optional Accessories and any additional warranties.
- Continued product development may necessitate specification changes without notice.

Part No. TR35822 (revised 1/13)

TRAULSEN  
4401 BLUE MOUND RD.  
PHONE 1 (800) 825-8220  
Website: www.traulsen.com

FT. WORTH, TX 76106  
FAX-MKTG. 1 (817) 624-4302

