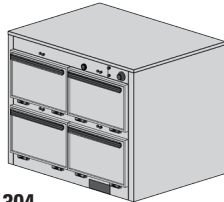




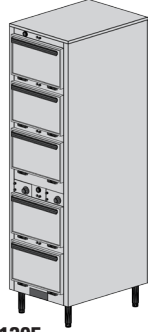
Your Solutions Partner

# Specifications

F.O.B Sedalia, Missouri 65301



1304



1305

### OPTIONS:

- Enclosed base - 6" high
- Cord and plug - 8'
- Casters - 5" polyurethane, 2 swivel w/brakes 2 rigid
- Push bar
- Bumpers - stainless steel
- Door Panels - laminated plastic
- Additional pair 3" angle slides
- Door locks
- 440-480V Circuit
- Legs - for 1304/1304P models
- Celsius thermometer in lieu of Fahrenheit
- 208V/1Ph; 208V/3Ph; 240V/1 PH; 240/3PH

### AGENCY LISTING:



**DUKE MANUFACTURING CO.**  
2305 N. Broadway  
St. Louis, MO 63102

**800.735.3853 Toll Free**  
**314.231.5074 Fax**  
**www.dukemfg.com**

SS-DM-00182-THM-09

### Approval Stamp(s):

### PRODUCT INFORMATION:

PROJECT: \_\_\_\_\_

ITEM: \_\_\_\_\_

QUANTITY: \_\_\_\_\_

MODEL:

### Thermotainer Food Holding Cabinets - "A" Series 9"H x 14"W x 23-1/2" D Compartments

- 1304** Reach-In 1 thermostat for all 4 compartments , w/o legs
- 1304P** Pass-Thru 1 thermostat for all 4 compartments, w/o legs
- 1305** Reach-In 2 thermostat for all 5 compartments , w/ legs
- 1305P** Pass-Thru 2 thermostat for all 5 compartments, w/ legs

### BODY:

- Heavy gauge stainless steel, all panels except bottom
- Shell welded to interior
- Die-stamped compartment openings

### DOORS:

- Stainless steel, die-stamped, embossed front
- Ribbed Interior
- Reinforced for mounting hardware
- Insulated with fiberglass
- Spring hinges die-stamped, with built-in-stop externally adjustable, completely concealed

### COMPARTMENT:

- Heavy gauge stainless steel with rounded corners
- Stainless steel studs for angle slides at 3 levels
- (2) removable, adjustable, stainless steel, 3" angled slide pairs
- Removable liner for inspection and maintenance

### ELECTRICAL CONTROLS:

- Recessed thermostat w/built-in On-Off switch
- Heat range 100° - 300° and dial thermometer
- Pilot lights
- Recessed connection box with removable access panel

### DAMPERS:

- 2-position sliding type
- Controlled by push buttons
- Compartments individually controlled

### INSULATION:

- Body fully insulated with 1-1/2" fiberglass

### HEATING ELEMENTS:

- Sheath type strip heaters, 120 Volt, 1 Phase
- Removable compartment for ease of access to heating elements.

### LEGS:

- Stainless steel die-stamped adjustable - 6" high

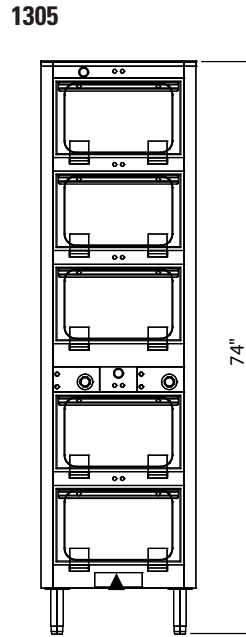
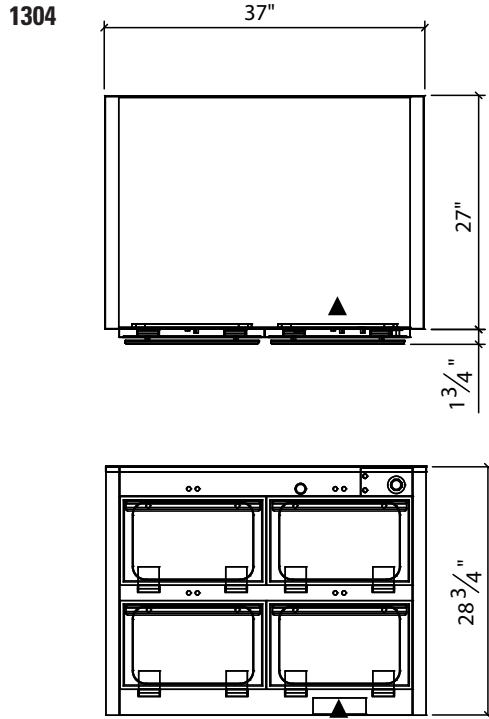
### SHORT FORM SPECIFICATIONS:

**Duke Thermotainers Food Holding Cabinets.** Models **1304/1304P** constructed with four (4) compartments. Models **1305/1305P** to have five (5) compartments. Compartment 14"W x 9"H x 23-1/2"D. Each compartment to have two (2) pairs of removable stainless steel slides. **1304/1304P** - One thermostat controls all compartments. **1305/1305P** - two thermostats control all compartments. Built-in installation - allow 1/4" tolerance greater than body width 100°-300°F heat range in dial thermometer, and **1305/1305P** models with 6" high stainless steel legs.

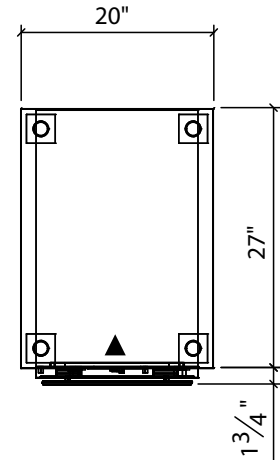


**THERMOTAINER FOOD HOLDING CABINETS - "A" SERIES**  
**9"H x 14"W x 23-1/2"D COMPARTMENTS**

- 1304** Reach-In 1 thermostat for all 4 compartments, w/o legs
- 1304P** Pass-Thru 1 thermostat for all 4 compartments, w/o legs
- 1305** Reach-In 2 thermostat for all 5 compartments, w/ legs
- 1305P** Pass-Thru 2 thermostat for all 5 compartments, w/ leg



**LEGEND**  
▲ - ELECTRICAL CONNECTION



**DIMENSIONS:**

Freight Class: 100

Model	Width		Depth		Height		Comp. Depth		Cube ft. crated	Weight	
	in	cm	in	cm	in	cm	in	cm		lbs	kg
<b>1304</b>	37	94.0	28-3/4	73.0	28-3/4	73.0	23-1/2	59.7	30.0	325	147.7
<b>1304P</b>	37	94.0	30-1/2	77.5	28-3/4	73.0	25-1/2	64.8	31.6	325	147.7
<b>1305</b>	20	50.8	28-3/4	73.0	74	188.0	23-1/2	59.7	40.4	500	227.3
<b>1305P</b>	20	50.8	30-1/2	77.5	74	188.0	25-1/2	64.8	42.6	500	227.3

**ELECTRICAL SPECIFICATIONS:** (Consult factory for 3-phase electrical requirements and other options.)

Model	Connected Load
<b>1304</b>	1500 watts
<b>1304P</b>	1500 watts
<b>1305</b>	2500 watts
<b>1305P</b>	2500 watts

	<b>1304/1304P</b>	<b>1305/1305P</b>
<b>Capacity w/standard slides</b>	(12) 12" x 20" x 2" pans or (8) 12" x 20" x 4" pans or (4) 12" x 20" x 8" pans	(15) 12" x 20" x 2" pans or (10) 12" x 20" x 4" pans or (5) 12" x 20" x 8" pans

- 1304** Reach In - hinged doors on front only
- 1304P** Pass Thru - hinged doors on front & back for pass-thru service
- 1305** Reach In - hinged doors on front only
- 1305P** Pass Thru - hinged doors on front & back for pass-thru service



**DUKE MANUFACTURING CO.**

2305 N. Broadway  
 St. Louis, MO 63102

800.735.3853 Toll Free  
 314.231.1130 In Missouri  
 314.231.5074 Fax  
[www.dukemfg.com](http://www.dukemfg.com)

Specification subject to change