





Your Solutions Partner

# Specifications

F.O.B. Sedalia, Missouri 65301



TCU-32PG



TTU-32PG

### Agency Listings:



DUKE MANUFACTURING CO.

2305 N. Broadway

St. Louis, MO 63102

800.735.3853 Toll Free

314.231.5074 Fax

www.dukemfg.com

SS-1176 Thurmaduke - Corner and Triangle

Approval Stamp(s):

### PRODUCT INFORMATION:

PROJECT: \_\_\_\_\_

ITEM: \_\_\_\_\_

QUANTITY: \_\_\_\_\_

MODEL:

### Thurmaduke Serving Systems

#### Corner & Triangle Units

- TCU-32**                      Square corner unit
- TTU-90°**                    Triangular corner unit
- TTU-45°**                    Triangular corner unit

#### TOP:

- 16 gauge, 300 Series stainless steel
- Sound-deadening

#### BODY:

- Choice of (12) powder coat paint colors
- Stainless steel body
- Fully enclosed - no shelves
- NSF approved 5" diameter polyurethane casters
- 45° triangle unit permanently attached to adjacent unit

#### OPTIONS:

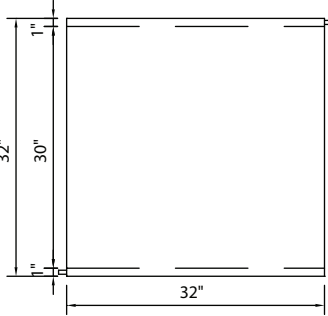
- Internal Locking device
- 14 gauge tops
- Special corner angles
- Workshelvs
- Trayslides
- Veneered plastic laminate panels on body
- Powder coat paint colors
- Kickplates s/s or p/g
- 6" adjustable stainless steel legs

Specification subject to change



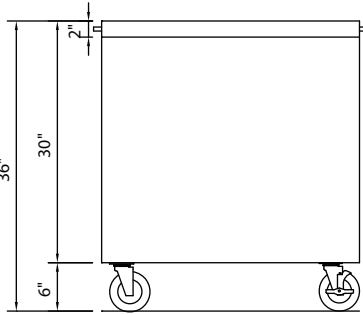


# THURMADUKE SERVING SYSTEMS CORNER & TRIANGLE UNITS

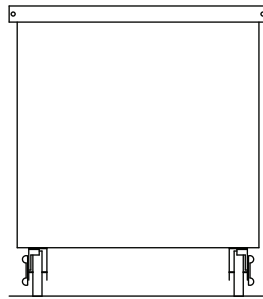


TOP VIEW

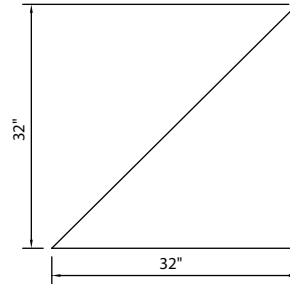
TCU-32



FRONT VIEW

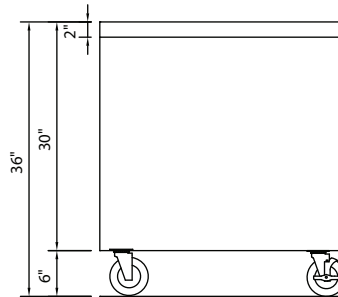


RIGHT SIDE VIEW

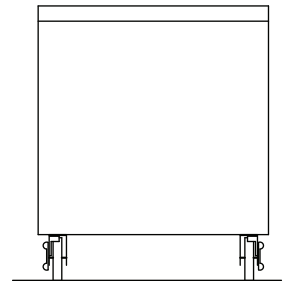


TOP VIEW

TTU-90



FRONT VIEW



RIGHT SIDE VIEW

**DIMENSIONS:**

Freight Class: 150

| Model   | Length |      | Width |      | Height |      | Cube ft.<br>crated | Weight |      |
|---------|--------|------|-------|------|--------|------|--------------------|--------|------|
|         | in     | cm   | in    | cm   | in     | cm   |                    | lbs    | kg   |
| TCU-32  | 32     | 81.3 | 32    | 81.3 | 36     | 91.4 | 33.9               | 175    | 79.6 |
| TTU-90° | 32     | 81.3 | 32    | 81.3 | 36     | 91.4 | 33.9               | 175    | 79.6 |
| TTU-45° | 32     | 81.3 | 32    | 81.3 | 36     | 91.4 | 33.9               | 150    | 68.2 |

**INSTALLATION DATA:** Overhang on top depends on line-up. Contact Factory for more information.



**Duke Manufacturing Co.**  
2305 N. Broadway  
St. Louis, MO 63102

Phone: 314-231-1130  
Toll Free: 1-800-735-3853  
Fax: 314-231-5074

[www.dukemfg.com](http://www.dukemfg.com)