



|          |        |           |          |
|----------|--------|-----------|----------|
| PROJECT: | MODEL: | QUANTITY: | ITEM NO: |
|          |        |           |          |

# HEATED BANQUET TRANSPORT & SERVE CABINETS

## Pre-Plated Meals For Up To 12.375" Plates

### HUMI-TEMP "P-2-XL" SERIES

**P2XL**

*Humidified banquet cabinets are built to handle your most challenging events, on site or off premises, and keep your meals hot and fresh in up to (200) 12.375" plates*

- 1** FWE banquet cabinets are constructed for high performance in restaurant and resort banquet operations. Engineered for transport applications - standard, stainless steel, tubular base frame is engineered to absorb vibration and shock during transport
- 2** Eye level controls are up-front, recessed protected, easy to read and set, and include a full range °F/°C thermostat for easy operation. Thermometer continuously reads cabinet temperature – even without power source!
- 3** Heavy-duty "no sag" shelves are removable to facilitate thorough cleaning
- 4** FWE's patented Humi-Temp heat and humidity system eliminates hot and cold spots by gently circulating hot, moist air throughout the interior of the cabinet. Humidity can be added to condition circulated heat, keeping food fresh and hot for hours
- 5** Push/pull handles - allows easy maneuvering
- 6** P-2-XL series' models holds up to 12.375" plates. P-2 models are available for up to 11" plates

**\*Two year limited warranty**



**XL PLATE CARRIERS AVAILABLE**



CP carries Covered Plates



UP carries Uncovered Plates

**P-200-2-XL**



Tubular Welded Base Frame




Eye Level Control Panel



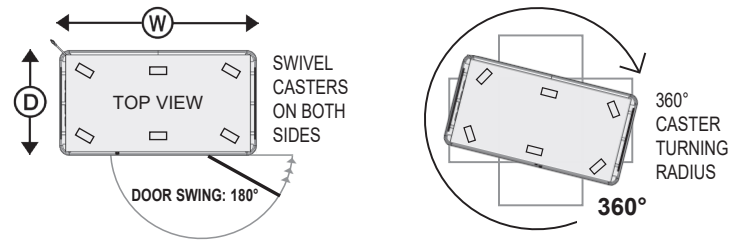
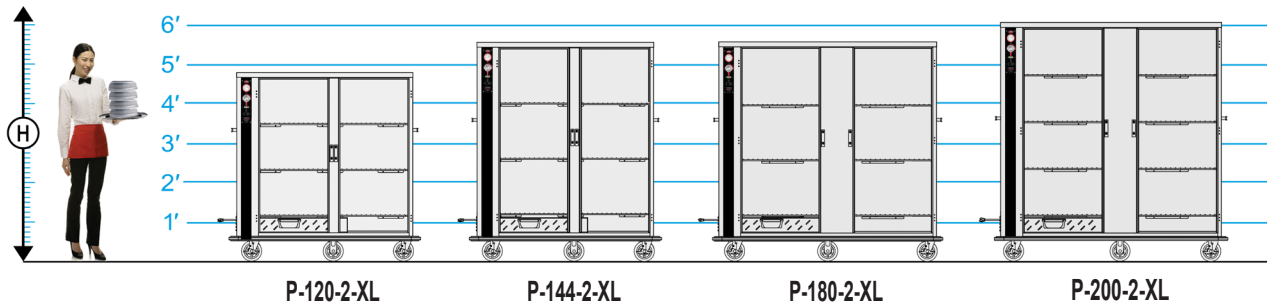
Heavy-Duty "No Sag" Shelves



Humidity Pan



# SPECIFICATIONS: HEATED BANQUET TRANSPORT & SERVE CABINETS



| MODEL NUMBER | [A] COVERED PLATES: 12.375" DIAMETER |        | COVERED PLATES STACKED HIGH |      | SHELF SIZE        | SHELF CLEARANCE (mm) | OVERALL EXTERIOR DIMENSIONS IN. (mm)<br>(Height Includes Casters) |              |               | CASTER SIZE | NO. OF DOORS | SHIP WT. LBS (KG) | CLASS 100 [C] OPTIONAL PLATE CARRIER CAPACITIES |         |       |           |       |
|--------------|--------------------------------------|--------|-----------------------------|------|-------------------|----------------------|---|--------------|---------------|-------------|--------------|-------------------|---|---------|-------|-----------|-------|
|              | COVER & PLATE HEIGHT:                |        | [B] SHELVES                 | HIGH |                   |                      | HIGH  | "H"          | "D"           |             |              |                   | "W"   | COVERED |       | UNCOVERED |       |
|              | 3.125"                               | 2.625" |                             |      |                   |                      |   |              |               |             |              |                   |   | CP-8    | CP-10 | UP-8      | UP-10 |
| P-120-2-XL   | 96                                   | 120    | 3                           | 4    | 24.625" x 49.375" | 16.5" (419)          | 58.5" (1486)  | 31.25" (794) | 59.75" (1518) | 6"          | 2            | 465 (211)         | 12  |         | 12    |           |       |
| P-144-2-XL   | 120                                  | 144    | 3                           | 5    | 24.625" x 49.375" | 13.7" (348)          | 67.75" (1721)   | 31.25" (794) | 59.75" (1518) | 6"          | 2            | 510 (231)         |   | 12      |       | 12        |       |
| P-180-2-XL   | 150                                  | 180    | 3                           | 5    | 24.625" x 61.75"  | 16.5" (419)          | 67.75" (1709)   | 31.25" (794) | 71.25" (1817) | 6"          | 2            | 570 (259)         |   | 15      |       | 15        |       |
| P-200-2-XL   | 160                                  | 200    | 4                           | 5    | 24.625" x 61.75"  | 13.7" (348)          | 72.75" (1836)   | 31.25" (794) | 71.25" (1817) | 6"          | 2            | 620 (281)         | 20  |         |       | 20        |       |

| ELECTRICAL DATA |                          |         |                          |         |
|-----------------|--------------------------|---------|--------------------------|---------|
| MODEL NUMBER    | P-120-2-XL<br>P-144-2-XL |         | P-180-2-XL<br>P-200-2-XL |         |
| VOLTS           | 120                      | 220-240 | 120                      | 220-240 |
| WATTS           | 1665                     | 1969    | 2065                     | 2445    |
| AMPS            | 13.9                     | 8.2     | 17.2                     | 10.2    |
| HERTZ           | 50/60                    | 50/60   | 50/60                    | 50/60   |
| PHASE           | Single                   | Single  | Single                   | Single  |
| PLUG USA        | 5-15P*                   | 6-15P   | 5-20P*                   | 6-15P   |
| PLUG CANADA     | 5-20P                    | 6-15P   | 5-30P                    | 6-15P   |

\*Dedicated circuit. Consult factory.

[A] Capacities when using covers depend on height of plate and cover. Capacities shown are based on plate and cover height of 3.125" and 2.625" respectively. 12.375" diameter cover is maximum when not using carriers and stacking directly on shelves.  
 [B] Consult factory for clearance and capacity with extra shelves. When ordering extra shelves, plate carriers are not available.  
 [C] When ordering XL plate carriers - Specify CP for covered plates or UP for uncovered plates. Each CP carrier holds a maximum plate/cover size of 10.25".

**CONSTRUCTION.** Helicarc welded, single unit construction of stainless steel; 20 gauge polished exterior, 22 gauge stainless steel interior with easy-to-clean covered corners. Welded tubular base frame shall be 1" square, heavy gauge stainless steel tubing, with 10 gauge stainless steel reinforcing stress plates at corners.  
**INSULATION.** "Ultra-Guard" UG-26 high density fiberglass insulation throughout; top, back, bottom, sides, and door(s).  
**PUSH BARS HANDLES.** Heavy-duty, solid formed 1" x .375" thick; mounted at each end of unit. Mounting reinforced with stainless steel channel.  
**BUMPER.** Solid 1.5" wide continuous wraparound aluminum channel, bolted to frame, with snap-in, non-marking vinyl cushion. Full perimeter bumper extends beyond doors, handles, etc., for added protection. Shall be continuous, with corner cut-outs to facilitate cleaning.

**DOORS AND LATCHES.** Flush mounted, stainless steel insulated doors. High temperature gasket sealed; gasket shall be cabinet mounted. Each door shall have two (2) heavy-duty edgemount die cast hinges. On P-180-2-XL and P-200-2-XL models, each door shall have three (3) heavy-duty edgemount die cast hinges. Doors shall have edgemounted, magnetic and full grip door latches. The hinge and latch mountings are reinforced with stainless steel backing plates.  
**CASTERS.** Maintenance free polyurethane tire casters in a configuration of two (2) rigid and four (4) swivel with brake. Casters shall have a reinforced yoke mounted to 10 gauge caster plate. The caster mounting plate shall be secured to a 10-gauge stainless steel reinforcing stress plate via welded in place stainless steel studs. The reinforcing stress plates shall be welded to the heavy gauge tubular frame of the unit.

**SHELVES.** Triple plated, welded rod-type shelves shall be removable. Shelves shall be supported by high strength, "no sag" 14 gauge die-formed stainless steel brackets.  
**HEATING SYSTEM / CONTROLS.** Patented built-in "Humi-Temp" system shall include an Incoloy nickel-chromium alloy heating element and Hi-Temp, self-lubricated, impedance protected fan-cooled blower motor. Cabinet shall have humidifying chamber and drawer style baffled humidifier pan. Both shall be stainless steel and removable. Controls shall be up-front, recessed and shall include a full range thermostat adjustable to actual temperature. Thermostat shall include temperature scale marked in ten degree increments (F/C) from 90° to 190°F (32° to 88°C). An operational range thermometer, power supply light, thermostat cycling light, and 20 amp ON/OFF switch are also included.

**ELECTRICAL CHARACTERISTICS.** 3 wire grounded tri-directional power cord and plug, rear mounted for safety. See electrical data chart above for amperage and receptacle configuration. See electrical chart for models that require a dedicated circuit.  
**INSTALLATION.** Unit should not be installed in an area where adverse environmental conditions are present.

FWE products may be covered under one or more of the following U.S. patents: 288,299;238,300;3,952,609;4,192,991. All rights reserved. All specifications subject to change without notice. Errors subject to correction.  
 © 18 Food Warming Equipment Company, Inc. R.18.03

- OPTIONAL ACCESSORIES**
- ELECTRIC**
- Electronic controls
  - Upgraded element
  - 220 volt, 50/60 Hz, single phase
  - Solar Digital Thermometer
- DOORS**
- Dutch doors
  - Key locking door latch
  - Paddle latch
  - Padlocking transport latch
- CASTERS**
- Larger casters
  - Floorlock
- EXTRAS**
- XL Plate carriers: CP or UP
  - Cord winder bracket
  - Menu card holder
  - Dry erase board
  - Extra shelves - factory installed
  - Ergo drop down handle



**FOOD WARMING EQUIPMENT COMPANY, INC.**  
 5599 HWY. 31 W. Portland, TN 37148  
 815.459.7500 | Fax: 815.459.7989 | sales@fwe.com

**800-222-4393**  
**www.FWE.com**

