



PROJECT:	MODEL:	QUANTITY:	ITEM NO:

PROOFER & HEATED HOLDING CABINETS

Insulated - Various Size Trays, Pans and Gastro-Norm

PROOFER "PHU" SERIES


Two cabinets in one! Dual-purpose cabinets proof and heat - eliminating costly duplication of equipment.

- 1** Easy to use - upfront and recessed control panel has separate, easy to read and set, air moisture and air temperature controls
- 2** Standard recessed antimicrobial door handle - detains illness causing pathogens
- 3** Built-in humidity system balances moisture and air with controlled heat and humidity capabilities - allows for greater control of holding food environment for longer holding periods
- 4** Removable humidity pan: 12" x 20" pan provides large water reservoir - removable, easy to clean and replaceable
- 5** Unique design holds 12" x 20" pans, 18" x 26" sheet trays or GN containers on fully adjustable tray slides. Slides are removable for thorough interior cleaning
- 6** Constructed of stainless steel, with welded base frame for added strength and durability - fully insulated cabinet and door provide energy efficient heating and longer holding times
- 7** Field reversible door - flexible installation options for kitchen layout
- 8** Energy Star Approved - save money and protect the environment with the energy star approved PHU-12
- 9** Available for immediate shipment - FWE's popular PHU-12 is available to ship in 48 hours (Quick Ship terms and conditions apply) ***Two year limited warranty**



PHU-12
(Shown with Lexan Door Optional Accessory)


PHU-4



Control Panel



Antimicrobial Door Handle



Humidity Pan

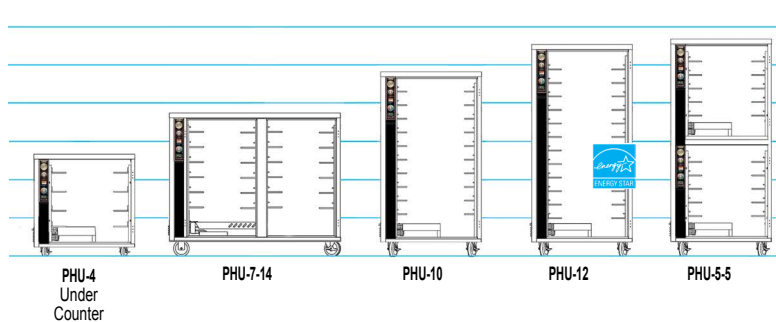


Adjustable Tray Slides



PROJECT:	MODEL:	QUANTITY:	ITEM NO:
----------	--------	-----------	----------

SPECIFICATIONS: PROOFER/HEATED HOLDING CABINETS



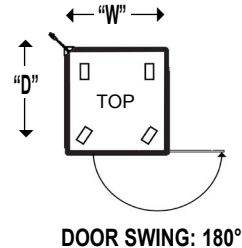
ELECTRICAL DATA - SINGLE PHASE

	PHU-4 PHU-10 PHU-12		OPTIONAL Heating Element 1750w	PHU-7-14		PHU-5-5 Split Cavity	
VOLTS	120	220-240	120	120	220-240	120	220-240
WATTS	1650	2133	2150	1900	2230	2300	3075
AMPS	13.8	8.9	18	15.8	9.3	19.2	12.8
HERTZ	50/60	50/60	50/60	50/60	50/60	50/60	50/60
PHASE	Single	Single	Single	Single	Single	Single	Single
PLUG USA	5-15P*	6-15P	5-20P*	5-20P	6-15P	5-20P*	6-15P*
PLUG CANADA	5-20P	6-15P	5-30P	5-30P	6-15P	5-30P	6-20P

*Dedicated circuit.

CAPACITIES OF TRAYS/PANS: 4.5" (114 mm) Spacings are Standard [A]

MODEL NUMBER	STANDARD CAPACITY @ 4.5" Spacings (114 mm)										OPTIONAL CAPACITY @ 3" Spacings (76 mm)						OVERALL EXTERIOR DIMENSIONS IN. (mm) (Height Includes Casters)			CLASS 100		SHIP WT. LBS. (KG)							
	TRAY/PAN SLIDES PROVIDED	18 x 26 Baguette		12 x 20		14 x 18		12 x 18		20 x 22		GN 2/1	TRAY/PAN SLIDES REQUIRED (Additional)	18 x 26 Baguette		12 x 20		14 x 18		18 x 13			20 x 22	GN 2/1	HIGH "H"	DEEP "D"	WIDE "W"	NO. OF DOORS	CASTER SIZE
		18 x 26	12 x 20	14 x 18	12 x 18	20 x 22	GN 2/1	18 x 26	12 x 20	14 x 18	18 x 13			20 x 22	GN 2/1														
PHU-4 Under Counter	4 pr	4	4	8	8	8	4	4	6 pr (2 pr)	6	6	12	12	12	6	6	31.25" (845)	31.25" (794)	29.75" (756)	1	3.5**	235 (107)							
PHU-7-14	14 pr	14	14	28	28	28	14	14	20 pr (6 pr)	20	20	40	40	40	20	20	47" (1194)	31.25" (794)	54.75" (1391)	2	5"	420 (191)							
PHU-10	10 pr	10	10	20	20	20	10	10	15 pr (5 pr)	15	15	30	30	30	15	15	60.25" (1530)	31.25" (794)	29.75" (756)	1	5"	285 (129)							
PHU-12	12 pr	12	12	24	24	24	12	12	17 pr (5 pr)	17	17	34	34	34	17	17	69.25" (1734)	31.25" (794)	29.75" (756)	1	5"	375 (170)							
PHU-12P	12 pr	12	12	24	24	24	12	12	17 pr (5 pr)	17	17	34	34	34	17	17	69.25" (1759)	32.75" (832)	29.75" (756)	2	5"	420 (191)							
PHU-5-5 Split Cavity	10 pr (5 ea)	10	10	20	20	20	10	10	14 pr (4 pr)	14	14	28	28	28	14	14	69.25" (1759)	31.25" (794)	29.75" (756)	2	5"	385 (175)							



DOOR SWING: 180°

[A] Universal tray slides accommodate (1) 18" x 26", (2) 12" x 20", (2) 14" x 18", (2) 18" x 13", (1) 20" x 22", (2) 10" x 20", (2) GN 1/1 and (1) GN 2/1. Universal tray slides are adjustable. Number of tray slides are listed above. Standard spacings are 4.5" (114 mm). Uprights punched on 1.5" (38 mm) centers. Models are available with the Pass-thru Door [add "P"], See-thru Lexan Door [add "L"] and Dutch Doors [add "D"] optional accessories. Note: Dutch Doors are 2 half size doors only on full-size models. PHU-5-5 Split Cavity Capacity: provides 2 compartments, each with separate controls; 5 pair of tray slides are provided in each compartment. *PHU-4 is standard with all swivel casters.

CONSTRUCTION. Helicarc welded, single unit construction of stainless steel; 20-gauge polished exterior, 22-gauge stainless steel interior with easy-to-clean covered corners. Welded tubular base frame shall be 1" square, heavy gauge stainless steel tubing, with 10-gauge stainless steel reinforcing plates at corners and fittings.

INSULATION. "Ultra-Guard" UG-26 high density fiberglass insulation throughout; top, back, bottom, sides and door(s).

HANDLES. Form grip flush-in-wall hand grips recessed mounted on each side of unit.

DOORS AND LATCHES. Flush mounted, field reversible, stainless steel insulated doors. High temperature gasket sealed; gasket shall be cabinet mounted. Each door shall have two (2) heavy duty edgmount die cast hinges and an antimicrobial door handle. The hinge mountings are reinforced with stainless steel backing plates. Model PHU-7-14 is not available with field reversible doors.

CASTERS. Maintenance free polyurethane tire casters in a configuration of two (2) rigid and two (2) swivel with brake. PHU-4 model shall be standard with a caster configuration of four (4) swivel with brake. Casters shall have a reinforced yoke mounted to 10-gauge caster plate. The caster mounting plate shall be secured to a 10-gauge stainless steel reinforcing stress plate via welded in place stainless steel studs. The reinforcing stress plates shall be welded to the heavy gauge tubular frame of the unit.

TRAY SLIDES. Welded rod-style tray slides are stainless steel for greater durability and sanitation. Fully adjustable / removable and designed to give secure bottom tray support. Universal tray slides accommodate (1) 18" x 26", (2) 12" x 20", (2) 14" x 18", (2) 18" x 13", (1) 20" x 22", (2) 10" x 20", (2) GN 1/1 and (1) GN 2/1. Removable stainless steel uprights shall be punched on 1.5" (38 mm) spacings for easy tray adjustment, and shall easily lift off heavy-duty stainless steel brackets without the use of tools for cleaning.

PROOFING SYSTEM/CONTROLS. Built in humidified holding system shall include two (2) separate long life Incoloy nickel-chromium alloy heating elements per cavity; separate, adjustable controls shall be provided for each function. One to control the interior air temperature, and one to control the interior air moisture. An oversized and baffled, stainless steel water reservoir shall be removable for ease of cleaning/sanitation. System shall have a Hi-Temp, self-lubricated, impedance protected fan-cooled blower motor for moist air distribution. Controls shall be up-front, recessed and shall include a full range thermostat adjustable to actual temperature. Thermostat shall include temperature scale marked in ten degree increments (F/C) from 90° to 190°F (32° to 88°C). An operational range thermometer, adjustable moisture control (Low to High) with "P" to indicate "Proof" position, 20 amp ON/OFF power switch, humidity cycle light, and thermostat cycling light shall also be included.

ELECTRICAL CHARACTERISTICS. 3 wire grounded tri-directional power cord and plug, rear mounted for safety. See electrical data chart above for amperage and receptacle configuration. See electrical chart for models that require a dedicated circuit.

INSTALLATION. Unit should not be installed in an area where adverse environmental conditions are present.

Optional Accessories

- ELECTRICAL**
- Electronic controls
 - 220 volt, 50/60 Hz single phase
 - Timer
 - Element upgrade
- DOORS**
- Dutch doors
 - See-thru Lexan door
 - Key locking door latch
 - Paddle latch
 - Fixed rack
 - Left hand door hinging
 - Glass doors
- SPACINGS**
- Extra stainless steel tray slides
 - "Ultra-Universal" transport slides
 - Fixed rack
- CASTERS**
- All swivel or larger casters
- EXTRAS**
- Top corner bumpers (set of 4)
 - Security packages
 - Full extension bumper
 - Heavy-duty push/pull handles

FWE products may be covered under one or more of the following U.S. patents: 288,299;238,300;3,952,609;4,192,991. All rights reserved. All specifications subject to change without notice. Errors subject to correction. © 16 Food Warming Equipment Company, Inc. R.16.01



FOOD WARMING EQUIPMENT COMPANY, INC.
 5599 HWY. 31 W. Portland, TN 37148
 800.222.4393 | 815.459.7500 | Fax: 815.459.7989
 www.FWE.com | sales@fwe.com

COOK | HOLD | TRANSPORT | SERVE | REFRIGERATION | BARS

