





Bread & Baguette Pans

Single Pullman Pans/Covers Aluminized steel, folded construction




Item #	Description	Individual Pan Size, in.			Weight Each, lb.	Loaf Weight Each, lb.
		Top Inside	Btm. Out.	Depth		
44615	26 gauge, wire in rim	13 x 4	12 ³ / ₄ x 3 ³ / ₄	4	1.8	1.5
44660	Individual sliding cover for #44615 Pullman Pan				0.6	
44650	26 gauge, wire in rim	16 x 4	15 ³ / ₄ x 3 ³ / ₄	4	2.1	2.0
44655	Individual sliding cover for #44650 Pullman Pan				0.7	

3-Strap Pullman Pans/Covers Aluminized steel, folded construction, strap over pan rims




Item #	Description	Individual Pan Size, in.			Weight Each, lb.	Overall Size, in.
		Top Inside	Btm. Out.	Depth		
44635	26 gauge, wire in rim	13 x 4	12 ³ / ₄ x 3 ³ / ₄	4	7.3	13 ² / ₃₂ x 15 ⁵ / ₈
44645	1" non-nesting, drop cover for #44635 Pullman Pan				4.3	14 ³ / ₈ x 16 ⁹ / ₃₂
44365	26 gauge, wire in rim	16 x 4	15 ³ / ₄ x 3 ³ / ₄	4	8.5	16 ² / ₃₂ x 15 ³ / ₄
46465	1" non-nesting, drop cover for #44365 Pullman Pan				5.3	17 ³ / ₈ x 16 ¹ / ₃₂

4-Strap Pullman Pans/Covers Aluminized steel, folded construction, strap over pan rims




Item #	Description	Individual Pan Size, in.			Weight Each, lb.	Overall Size, in.
		Top Inside	Btm. Out.	Depth		
44685	26 gauge, wire in rim	13 x 4	12 ³ / ₄ x 3 ³ / ₄	4	9.5	13 ³ / ₄ x 21 ³ / ₈
44695	1 ¹ / ₂ " nested cover for #44685 Pullman pan				6.3	14 ³ / ₄ x 22 ³ / ₈

3-Strap Hearth Bread Pan Aluminized steel, seamless construction, strap over pan rims, bottom and sidewall perforations, flat bottom




Item #	Description	Individual Pan Size, in.			Weight Each, lb.	Overall Size, in.
		Top Inside	Btm. Out.	Depth		
44405	22 gauge, wire in rim	11 ¹ / ₂ x 6	11 x 3 ¹ / ₂	2 ¹ / ₂	6.5	12 ³ / ₁₆ x 25 ⁷ / ₈

4-Strap Hearth Bread Pan Aluminized steel, seamless construction, strap over pan rims, bottom and sidewall perforations, flat bottom



Item #	Description	Individual Pan Size, in.			Weight Each, lb.	Overall Size, in.
		Top Inside	Btm. Out.	Depth		
41145	22 gauge, wire in rim	11 ¹ / ₂ x 5 ³ / ₄	11 x 3 ⁷ / ₈	2 ³ / ₄	7.8	12 ³ / ₁₆ x 26

Allergen Management Bread Pans Aluminized steel with 265U colored DuraShield non-stick coating



Item #	Description	Individual Pan Size, in.			Weight, lb.	Loaf Weight, lb.
		Top Inside	Btm. Out.	Depth		
60561	26 gauge, wire in rim	9 x 4 ¹ / ₂	8 ¹ / ₄ x 3 ³ / ₄	2 ² / ₃	1.1	1