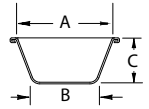


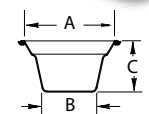
Mini-Muffin Pans Aluminized steel

| Item # | Description | Arrangement | Vol., oz. | Mould Dimensions, in. | | | Centers, in. | | Weight Each, lb. | Overall Size, in. |
|--------|---------------------------------------|-------------|-----------|-----------------------|-----------------|-----------------|-----------------|-----------------|------------------|-------------------------------------|
| | | | | Top (A) | Btm. Out. (B) | Depth (C) | L | W | | |
| 45195 | 22 gauge, square corners, wire in rim | 5 rows of 6 | 1.1 | 1 $\frac{1}{8}$ | 1 $\frac{1}{4}$ | $\frac{7}{8}$ | 2 $\frac{3}{4}$ | 2 $\frac{1}{4}$ | 4.5 | 12 $\frac{1}{8}$ x 17 $\frac{1}{8}$ |
| 45295 | 22 gauge, wire in rim | 6 rows of 8 | 1.1 | 1 $\frac{1}{8}$ | 1 $\frac{1}{4}$ | $\frac{7}{8}$ | 2 $\frac{3}{4}$ | 2 $\frac{1}{4}$ | 8.5 | 17 $\frac{1}{8}$ x 25 $\frac{1}{8}$ |
| 45245 | 26 gauge, wire in rim | 4 rows of 6 | 2.1 | 2 $\frac{1}{16}$ | 1 $\frac{5}{8}$ | 1 $\frac{1}{8}$ | 2 $\frac{3}{4}$ | 2 $\frac{3}{4}$ | 4 | 12 $\frac{1}{8}$ x 17 $\frac{1}{8}$ |
| 45255 | 26 gauge, wire in rim | 6 rows of 8 | 2.1 | 2 $\frac{1}{16}$ | 1 $\frac{5}{8}$ | 1 $\frac{1}{8}$ | 2 $\frac{3}{4}$ | 2 $\frac{3}{4}$ | 7.3 | 17 $\frac{1}{8}$ x 25 $\frac{1}{8}$ |



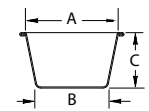
Mini-Crown Muffin Pans Aluminized steel

| Item # | Description | Arrangement | Vol., oz. | Mould Dimensions, in. | | | Centers, in. | | Weight Each, lb. | Overall Size, in. |
|--------|---------------------------------------|-------------|-----------|-----------------------|-----------------|-----------------|------------------|------------------|------------------|---------------------------------------|
| | | | | Top (A) | Btm. Out. (B) | Depth (C) | L | W | | |
| 42754 | 26 gauge, wire in rim | 3 rows of 4 | 3.0 | 2 $\frac{3}{4}$ | 1 $\frac{5}{8}$ | 1 $\frac{1}{2}$ | 3 $\frac{5}{16}$ | 3 $\frac{5}{16}$ | 2 | 10 $\frac{5}{8}$ x 13 $\frac{3}{8}$ |
| 42755 | 26 gauge, wire in rim | 4 rows of 6 | 3.0 | 2 $\frac{3}{4}$ | 1 $\frac{5}{8}$ | 1 $\frac{1}{2}$ | 3 $\frac{5}{16}$ | 3 $\frac{5}{16}$ | 4.8 | 14 $\frac{1}{16}$ x 20 $\frac{1}{16}$ |
| 42756 | 26 gauge, square corners, wire in rim | 5 rows of 7 | 3.0 | 2 $\frac{3}{4}$ | 1 $\frac{5}{8}$ | 1 $\frac{1}{2}$ | 3 $\frac{5}{16}$ | 3 $\frac{5}{16}$ | 6.5 | 17 $\frac{7}{8}$ x 25 $\frac{7}{8}$ |



Cupcake/Muffin Pans Aluminized steel

| Item # | | Description | Arrangement | Vol., oz. | Mould Dimensions, in. | | | Centers, in. | | Weight Each, lb. | Overall Size, in. |
|--------|-------------|---|-------------|-----------|-----------------------|------------------|-----------------|------------------|------------------|------------------|---------------------------------------|
| Glazed | DuraShield® | | | | Top (A) | Btm. Out. (B) | Depth (C) | L | W | | |
| 45125 | 45128 | 22 gauge panel, 26 gauge moulds, curled rim | 3 rows of 4 | 3.8 | 2 $\frac{3}{4}$ | 2 $\frac{1}{16}$ | 1 $\frac{3}{8}$ | 3 $\frac{5}{16}$ | 3 $\frac{5}{16}$ | 2.3 | 11 $\frac{1}{8}$ x 15 $\frac{3}{4}$ |
| 45225 | ———— | 26 gauge, wire in rim | 3 rows of 4 | 3.8 | 2 $\frac{3}{4}$ | 2 $\frac{1}{16}$ | 1 $\frac{3}{8}$ | 4 | 4 | 3.8 | 12 $\frac{1}{8}$ x 17 $\frac{1}{8}$ |
| 45525 | ———— | 26 gauge, square corner, wire in rim. | 4 rows of 6 | 3.8 | 2 $\frac{3}{4}$ | 2 $\frac{1}{16}$ | 1 $\frac{3}{8}$ | 3 $\frac{5}{16}$ | 3 $\frac{5}{16}$ | 5.2 | 14 $\frac{1}{16}$ x 20 $\frac{1}{16}$ |
| 45575 | ———— | 26 gauge, wire in rim | 5 rows of 7 | 3.8 | 2 $\frac{3}{4}$ | 2 $\frac{1}{16}$ | 1 $\frac{3}{8}$ | 3 $\frac{5}{16}$ | 3 $\frac{5}{16}$ | 7.3 | 17 $\frac{7}{8}$ x 25 $\frac{7}{8}$ |
| 45605 | ———— | 26 gauge, wire in rim | 4 rows of 6 | 3.8 | 2 $\frac{3}{4}$ | 2 $\frac{1}{16}$ | 1 $\frac{3}{8}$ | 4 | 4 | 6.5 | 17 $\frac{7}{8}$ x 25 $\frac{7}{8}$ |



Cupcake Pans Aluminum

| Item # | | Description | Arrangement | Vol., oz. | Mould Dimensions, in. | | | Centers, in. | | Weight Each, lb. | Overall Size, in. |
|--------|--------|--------------------------------------|-------------|-----------|-----------------------|------------------|-----------------|------------------|------------------|------------------|-------------------------------------|
| Plain | Glazed | | | | Top (A) | Btm. Out. (B) | Depth (C) | L | W | | |
| 46120 | 46125 | 20 gauge, square corner, wire in rim | 3 rows of 4 | 3.8 | 2 $\frac{3}{4}$ | 2 $\frac{1}{16}$ | 1 $\frac{3}{8}$ | 3 $\frac{5}{16}$ | 3 $\frac{5}{16}$ | 2 | 10 $\frac{3}{4}$ x 14 $\frac{1}{8}$ |
| 46520 | 46525 | 20 gauge, square corner, wire in rim | 4 rows of 6 | 3.8 | 2 $\frac{3}{4}$ | 2 $\frac{1}{16}$ | 1 $\frac{3}{8}$ | 3 $\frac{5}{16}$ | 3 $\frac{5}{16}$ | 3.5 | 14 $\frac{1}{8}$ x 20 $\frac{3}{4}$ |

