




Profit from the Eagle Advantage®

Specification Sheet



decorative three-shelf unit



decorative two-shelf unit

Posts

Numerically grooved in 1" (25mm) increments. Includes post cap and leveling bolt.

For mobile application*, add prefix "C" to model number.

Example: CP14-E.

red	white	black	chrome	height		weight	
P7-R	P7-W	P7-BL	P7-C	in.	mm	lb.	kg
P14-R	P14-W	P14-BL	P14-C	7"	178	1.0	0.5
P18-R	P18-W	P18-BL	P18-C	14"	356	1.0	0.5
P33-R	P33-W	P33-BL	P33-C	18"	457	1.5	0.7
P54-R	P54-W	P54-BL	P54-C	33"	838	2.0	0.9
P63-R	P63-W	P63-BL	P63-C	54"	1372	3.0	1.4
P74-R	P74-W	P74-BL	P74-C	63"	1600	3.5	1.6
P86-R	P86-W	P86-BL	P86-C	54"	1372	4.0	1.8
				74"	1880	4.0	1.8
				86"	2184	5.0	2.3

* See back page for decorative casters available. See Spec Sheet #EG01.05A for information about other stem casters available.

EAGLE GROUP

100 Industrial Boulevard, Clayton, DE 19938-8903 USA

Phone: 302-653-3000 • Fax: 302-653-2065

www.eaglegrp.com

Foodservice Division: Phone 800-441-8440

MHC/Retail Display Divisions: Phone 800-637-5100

For custom configuration or fabrication needs, contact our SpecFAB® Division.

Phone: 302-653-3000 • Fax: 302-653-3091 • e-mail: specfab@eaglegrp.com

Spec sheets available for viewing, printing or downloading from our online literature library at www.eaglegrp.com

Eagle Foodservice Equipment, Eagle MHC, SpecFAB®, and Retail Display are divisions of Eagle Group. ©2009 by the Eagle Group

KaTom Restaurant Supply, Inc.

Item No.: _____
 Project No.: _____
 S.I.S. No.: _____

Stand-Outs™ Decorative Shelving Components and Accessories

MODELS:

- | | | | |
|--------------------------------|--------------------------------|----------------------------------|---------------------------------|
| <input type="checkbox"/> 14*R | <input type="checkbox"/> 21*R | <input type="checkbox"/> P*-R | <input type="checkbox"/> SD*-BL |
| <input type="checkbox"/> 14*W | <input type="checkbox"/> 21*W | <input type="checkbox"/> P*-W | <input type="checkbox"/> SD*-C |
| <input type="checkbox"/> 14*BL | <input type="checkbox"/> 21*BL | <input type="checkbox"/> P*-BL | <input type="checkbox"/> L*-*R |
| <input type="checkbox"/> 14*C | <input type="checkbox"/> 21*C | <input type="checkbox"/> P*-C | <input type="checkbox"/> L*-*W |
| <input type="checkbox"/> 18*R | <input type="checkbox"/> 24*R | <input type="checkbox"/> A20890* | <input type="checkbox"/> L*-*BL |
| <input type="checkbox"/> 18*W | <input type="checkbox"/> 24*W | <input type="checkbox"/> A204942 | <input type="checkbox"/> L*-*C |
| <input type="checkbox"/> 18*BL | <input type="checkbox"/> 24*BL | <input type="checkbox"/> SD*-R | |
| <input type="checkbox"/> 18*C | <input type="checkbox"/> 24*C | <input type="checkbox"/> SD*-W | |

* See charts for complete model numbers.

Decorative Shelves

Featuring patented QuadTruss® design (patent #5,390,803).

To add custom decorative colors, add suffix "BM" (black matte), "L" (lilac), "M" (maroon), "SV" (silver vein), "SA" (sapphire), "SG" (smoked glass), "T" (teal), "GV" (gold vein), "CV" (copper vein), or "RU" (ruby) to the desired shelf size model number.

red	white	black	chrome	width x length		weight	
1424R	1424W	1424BL	1424C	in.	mm	lb.	kg
1430R	1430W	1430BL	1430C	14" x 24"	356 x 610	6	2.7
1436R	1436W	1436BL	1436C	14" x 30"	356 x 762	7	3.2
1442R	1442W	1442BL	1442C	14" x 36"	356 x 914	8	3.6
1448R	1448W	1448BL	1448C	14" x 42"	356 x 1067	9	4.1
1454R	1454W	1454BL	1454C	14" x 48"	356 x 1219	10	4.6
1460R	1460W	1460BL	1460C	14" x 54"	356 x 1372	12	5.5
1472R	1472W	1472BL	1472C	14" x 60"	356 x 1524	14	6.4
1824R	1824W	1824BL	1824C	14" x 72"	356 x 1829	17	7.7
1830R	1830W	1830BL	1830C	18" x 24"	457 x 610	7	3.2
1836R	1836W	1836BL	1836C	18" x 30"	457 x 762	8	3.6
1842R	1842W	1842BL	1842C	18" x 36"	457 x 914	9	4.1
1848R	1848W	1848BL	1848C	18" x 42"	457 x 1067	11	5.0
1854R	1854W	1854BL	1854C	18" x 48"	457 x 1219	12	5.5
1860R	1860W	1860BL	1860C	18" x 54"	457 x 1372	15	6.8
1872R	1872W	1872BL	1872C	18" x 60"	457 x 1524	17	7.7
2124R	2124W	2124BL	2124C	18" x 72"	457 x 1829	20	9.1
2130R	2130W	2130BL	2130C	21" x 24"	533 x 610	8	3.6
2136R	2136W	2136BL	2136C	21" x 30"	533 x 762	9	4.1
2142R	2142W	2142BL	2142C	21" x 36"	533 x 914	11	5.0
2148R	2148W	2148BL	2148C	21" x 42"	533 x 1067	12	5.5
2154R	2154W	2154BL	2154C	21" x 48"	533 x 1219	14	6.4
2160R	2160W	2160BL	2160C	21" x 54"	533 x 1372	16	7.3
2172R	2172W	2172BL	2172C	21" x 60"	533 x 1524	18	8.2
2424R	2424W	2424BL	2424C	21" x 72"	533 x 1829	24	10.9
2430R	2430W	2430BL	2430C	24" x 24"	610 x 610	9	4.1
2436R	2436W	2436BL	2436C	24" x 30"	610 x 762	11	5.0
2442R	2442W	2442BL	2442C	24" x 36"	610 x 914	13	5.9
2448R	2448W	2448BL	2448C	24" x 42"	610 x 1067	15	6.8
2454R	2454W	2454BL	2454C	24" x 48"	610 x 1219	16	7.3
2460R	2460W	2460BL	2460C	24" x 54"	610 x 1372	19	8.6
2472R	2472W	2472BL	2472C	24" x 60"	610 x 1524	21	9.5
				24" x 72"	610 x 1829	26	11.8

Certifications / Approvals



EG01.34A Rev. 09/09



Profit from the Eagle Advantage®

Item No.: _____
 Project No.: _____
 S.I.S. No.: _____

Stand-Outs™ Decorative Shelving Components and Accessories



decorative caster



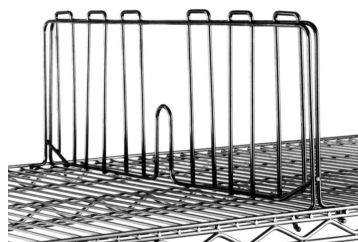
decorative foot plate

Decorative Casters

type	model #	wheel diameter		weight	
		in.	mm	lbs.	kg
swivel	A208903	2 $\frac{3}{8}$ "	60	0.4	0.2
swivel/brake	A208904	2 $\frac{3}{8}$ "	60	0.4	0.2
swivel	A208905	4"	102	0.5	0.2
swivel/brake	A208906	4"	102	0.5	0.2

Decorative Foot Plate

model #	diameter	
	in.	kg
A204942	2"	51

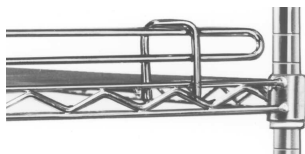


shelf divider


Shelf Dividers

Organize shelf contents with these snap-on dividers.

red	white	black	chrome	length		weight	
				in.	mm	lb.	kg
SD14-R	SD14-W	SD14-BL	SD14-C	14"	356	1.0	0.5
SD18-R	SD18-W	SD18-BL	SD18-C	18"	457	1.3	0.6
SD21-R	SD21-W	SD21-BL	SD21-C	21"	533	1.5	0.7
SD24-R	SD24-W	SD24-BL	SD24-C	24"	610	1.8	0.8
SD30-R	SD30-W	SD30-BL	SD30-C	30"	762	2.2	1.0
SD36-R	SD36-W	SD36-BL	SD36-C	36"	914	2.7	1.2



1" (25mm)-high ledge



4" (102mm)-high ledge

Ledges

1" (25mm) Ledges				4" (102mm) Ledges				length		weight	
red	white	black	chrome	red	white	black	chrome	in.	mm	lbs.	kg
L14-1R	L14-1W	L14-1BL	L14-1C	L14-4R	L14-4W	L14-4BL	L14-4C	14"	356	0.2	0.1
L18-1R	L18-1W	L18-1BL	L18-1C	L18-4R	L18-4W	L18-4BL	L18-4C	18"	457	0.3	0.1
L21-1R	L21-1W	L21-1BL	L21-1C	L21-4R	L21-4W	L21-4BL	L21-4C	21"	533	0.4	0.2
L24-1R	L24-1W	L24-1BL	L24-1C	L24-4R	L24-4W	L24-4BL	L24-4C	24"	610	0.5	0.2
L30-1R	L30-1W	L30-1BL	L30-1C	L30-4R	L30-4W	L30-4BL	L30-4C	30"	762	0.7	0.3
L36-1R	L36-1W	L36-1BL	L36-1C	L36-4R	L36-4W	L36-4BL	L36-4C	36"	914	0.9	0.4
L42-1R	L42-1W	L42-1BL	L42-1C	L42-4R	L42-4W	L42-4BL	L42-4C	42"	1067	1.1	0.5
L48-1R	L48-1W	L48-1BL	L48-1C	L48-4R	L48-4W	L48-4BL	L48-4C	48"	1219	1.3	0.6
L54-1R	L54-1W	L54-1BL	L54-1C	L54-4R	L54-4W	L54-4BL	L54-4C	54"	1372	1.5	0.7
L60-1R	L60-1W	L60-1BL	L60-1C	L60-4R	L60-4W	L60-4BL	L60-4C	60"	1524	1.7	0.8
L72-1R	L72-1W	L72-1BL	L72-1C	L72-4R	L72-4W	L72-4BL	L72-4C	72"	1829	2.1	1.0

EAGLE GROUP
 100 Industrial Boulevard, Clayton, DE 19938-8903 USA
 Phone: 302-653-3000 • Fax: 302-653-2065
 www.eaglegrp.com

Foodservice Division: Phone 800-441-8440
 MHC/Retail Display Divisions: Phone 800-637-5100

Printed in U.S.A.
 ©2009 by Eagle Group
 Rev. 09/09

Spec sheets available for viewing, printing or downloading from our online literature library at www.eaglegrp.com

Although every attempt has been made to ensure the accuracy of the information provided, we cannot be held responsible for typographical or printing errors. Information and specifications are subject to change without notice. Please confirm at time of order.